



eaZyBI

**Community Days 2019 Riga**

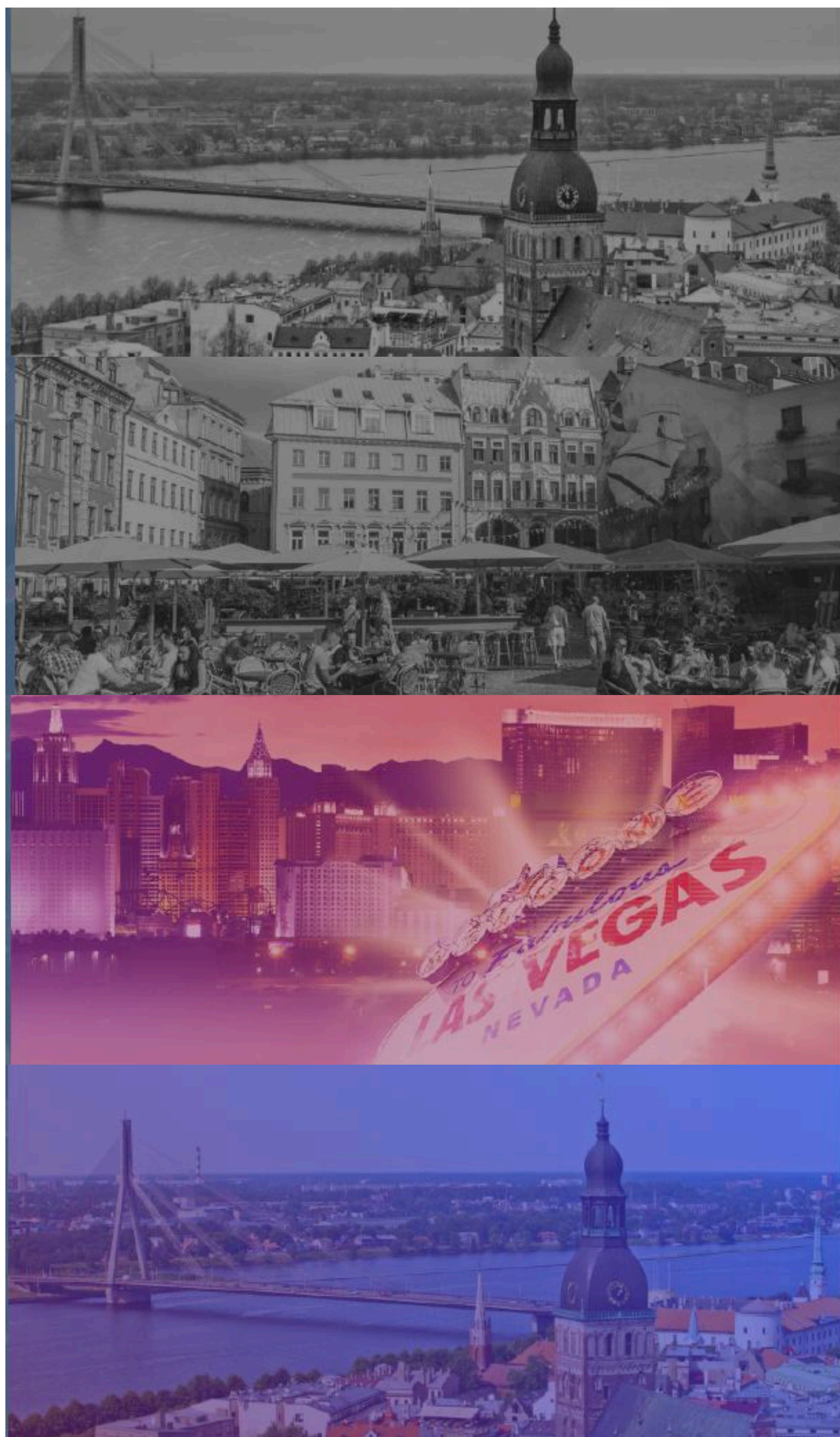


# Raimonds Simanovskis

“Probably the first eazyBI user”







May 25–26, 2017 / Riga, Latvia

## eazyBI Community Days 2017

---

The first-ever eazyBI Community Days 2017 will take place in Riga, Latvia. If you want to make the most out of the eazyBI, you just have to be there.

May 24–25, 2018 / Riga, Latvia

## eazyBI Community Days 2018

---

The second eazyBI Community Days 2018 will take place in Riga, Latvia. If you want to make the most out of the eazyBI, you just have to be there.

April 12, 2019 /

## eazyBI Community Day | Las Vegas

---

Join us for an eazyBI Community Day in Las Vegas, USA on April 12, 2019. Participate in this “once in a year” eazyBI event to learn more about eazyBI, get inspired, and share your experience and ideas with others.

May 16–17, 2019 / Riga, Latvia

## eazyBI Community Days | RIGA

---

The eazyBI Community Days 2019 will take place in Riga, Latvia on May 16-17, 2019. This is your chance to learn more about eazyBI, get inspiration and new ideas, share your experience with others, and have some fun.



# Agenda – [eazybi.com/events](https://eazybi.com/events)

## Day 1 - May 16

Book individual 1:1 consulting sessions with eazyBI experts to help you solve your biggest challenges, answer your questions, troubleshoot issues, and implement new solutions.

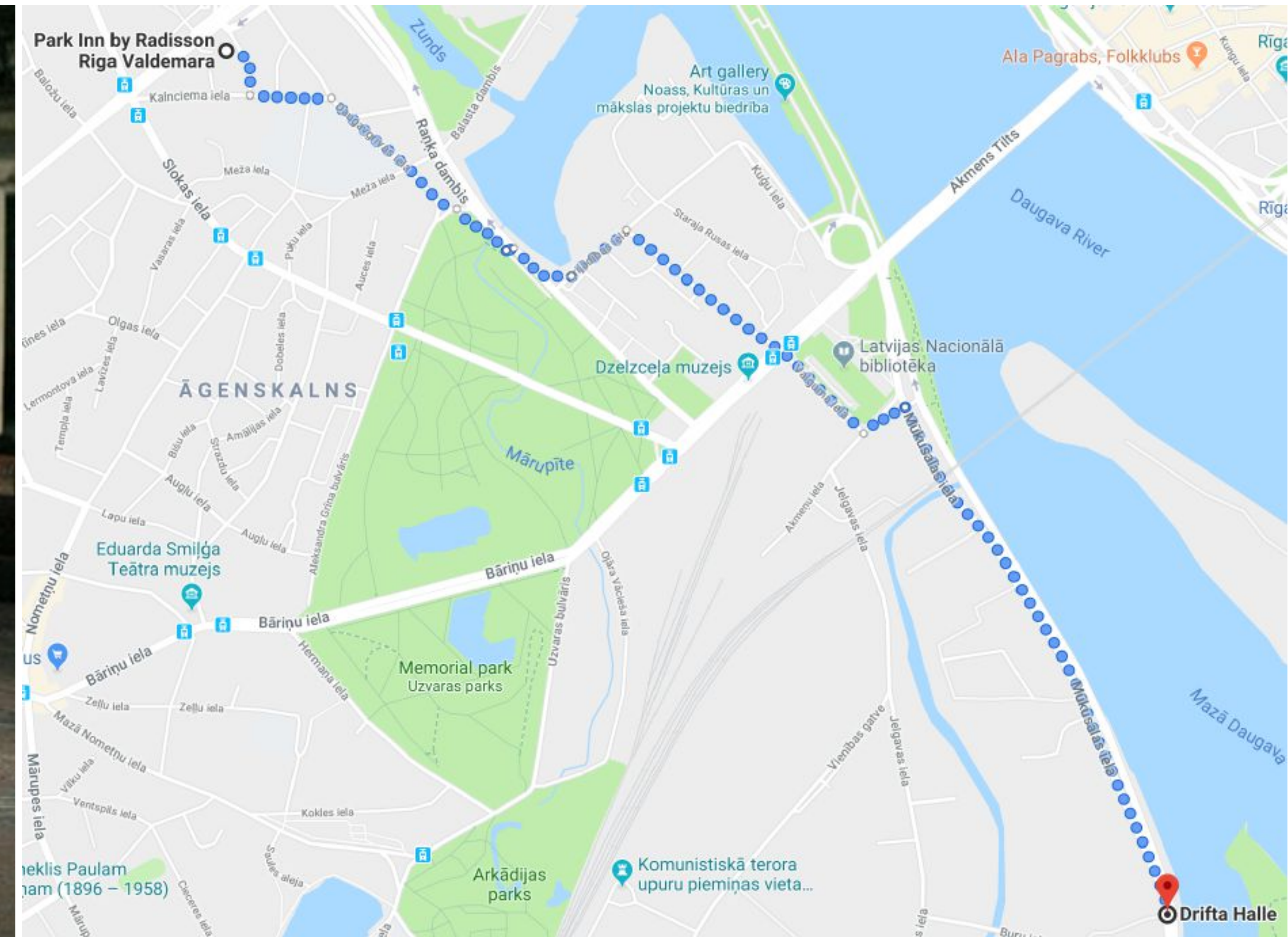
8:30	Registration & Coffee
9:00	Opening Keynote, Latest Features, Future Plans Raimonds Simanovskis eazyBI
10:00	Using eazyBI to Continuously Improve Breann Jew Solium
10:30	Coffee break
11:00	Add eazyBI to your DevOps Tools Stack Jānis Baiža, Lauma Cīrule eazyBI
11:40	MDX ABC: Let's Start at the Very Beginning Ilze Leite-Apine eazyBI
12:10	Lightning Talks Open Microphone



12:30	Lunch
13:30	It's About Time Roberts Čāčus easyBI
14:00	Tracking costs in real time Martin Kasik Ixperta
14:30	Coffee break
15:00	Project Reporting with easyBI and Profields for Jira Victor Lee New Verve Consulting
15:30	Reports That Answer Unasked Questions Olga Nikolaeva Toolstrek
16:00	Lightning Talks Open Microphone
16:30	Teams That Run Together Win Together Ilze Leite-Apine easyBI
17:00	Closing of Day 1 & Networking
19:00	Evening Event

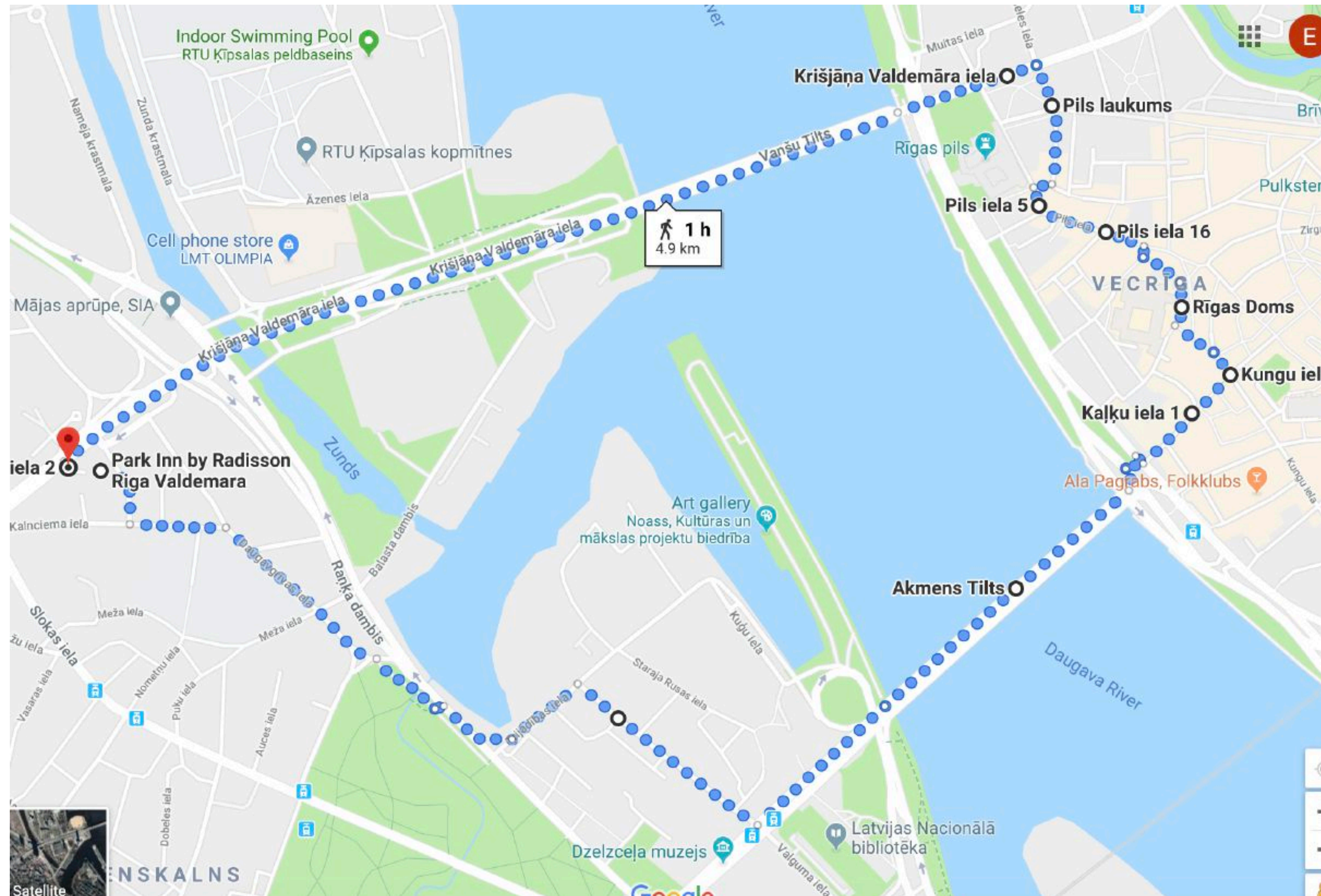


# Afterparty at driftahalle.lv





# 5K Morning Run at 7:00





## Day 2 - May 17

8:45

Gathering and Morning Coffee

9:15

Do's and Don'ts of Data Visualization

Jānis Gulbis eazyBI

10:00

Best Use of Wallboards

Elvis Kvalbergs Flex.bi

10:30

Coffee break

11:00

Handling Sets - Under the Hood of Calculated Members

Jānis Plūme eazyBI

11:30

Get eazyBI Accounts Back on Track

Daina Tupule, Zane Baranovska eazyBI

12:10

Lightning Talks

Open Microphone



12:30	Lunch
13:30	Understanding Tuples Lauma Cīrule easyBI
14:00	How to See Through Calculated Measure Zane Baranovska easyBI
14:30	Better SAFe than Sorry - Enterprise Ready Reporting at Scale in Jira Marten Thorand Demicon
15:00	Coffee break
15:30	Why Sharing is Caring Mārtiņš Vanags easyBI
16:00	Closing, Drinks & Networking



# eazyBI History



**March 2011**



**Atlassian Summit 2013**



**Atlassian Summit 2019**



# Team



**Raimonds Simanovskis**  
Founder



**Lauma Cīrule**  
Customer Support



**Ilze Leite-Apine**  
Customer Support



**Daina Tupule**  
Customer Support




**Mārtiņš Vanags**  
Customer Support




**Jānis Plūme**  
Customer Support



**Zane Baranovska**  
Customer Support



**Roberts Čāčus**  
Customer Support




**Jānis Vītums**  
Software Developer



**Jānis Justaments**  
Software Developer



**Jānis Baiža**  
Software Developer



**Gatis Tomsons**  
Software Developer



**Jānis Liepa**  
Software Developer



**Jānis Vanags**  
Software Developer



**Jānis Gulbis**  
Marketing Manager



**Evita Legzdiņa**  
Marketing Manager



**Jānis Celms**  
Designer



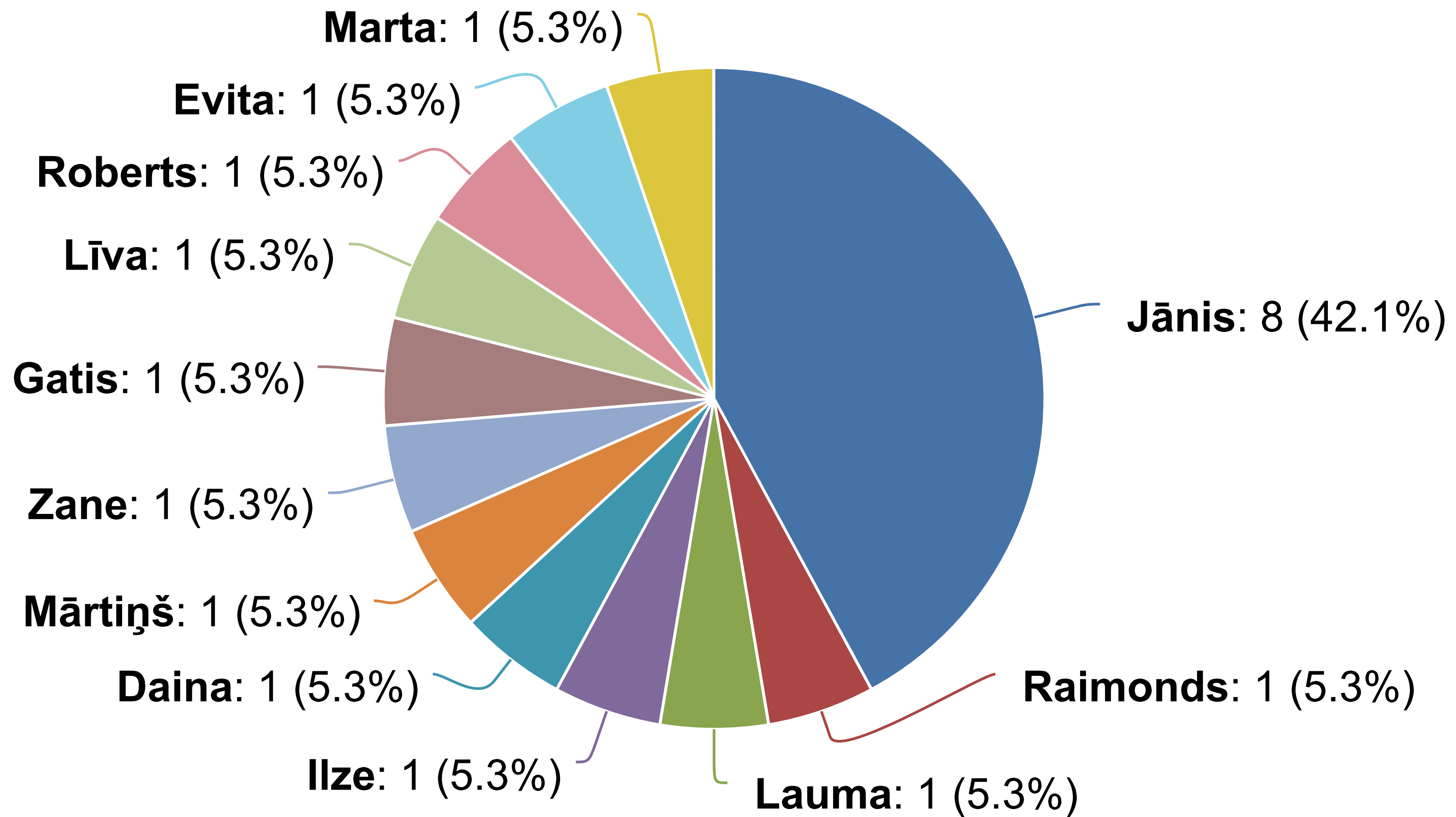
**Marta Vītola**  
Designer



**Līva Pavasare**  
Administrative Assistant



# Team Member Names





# Events and Conferences



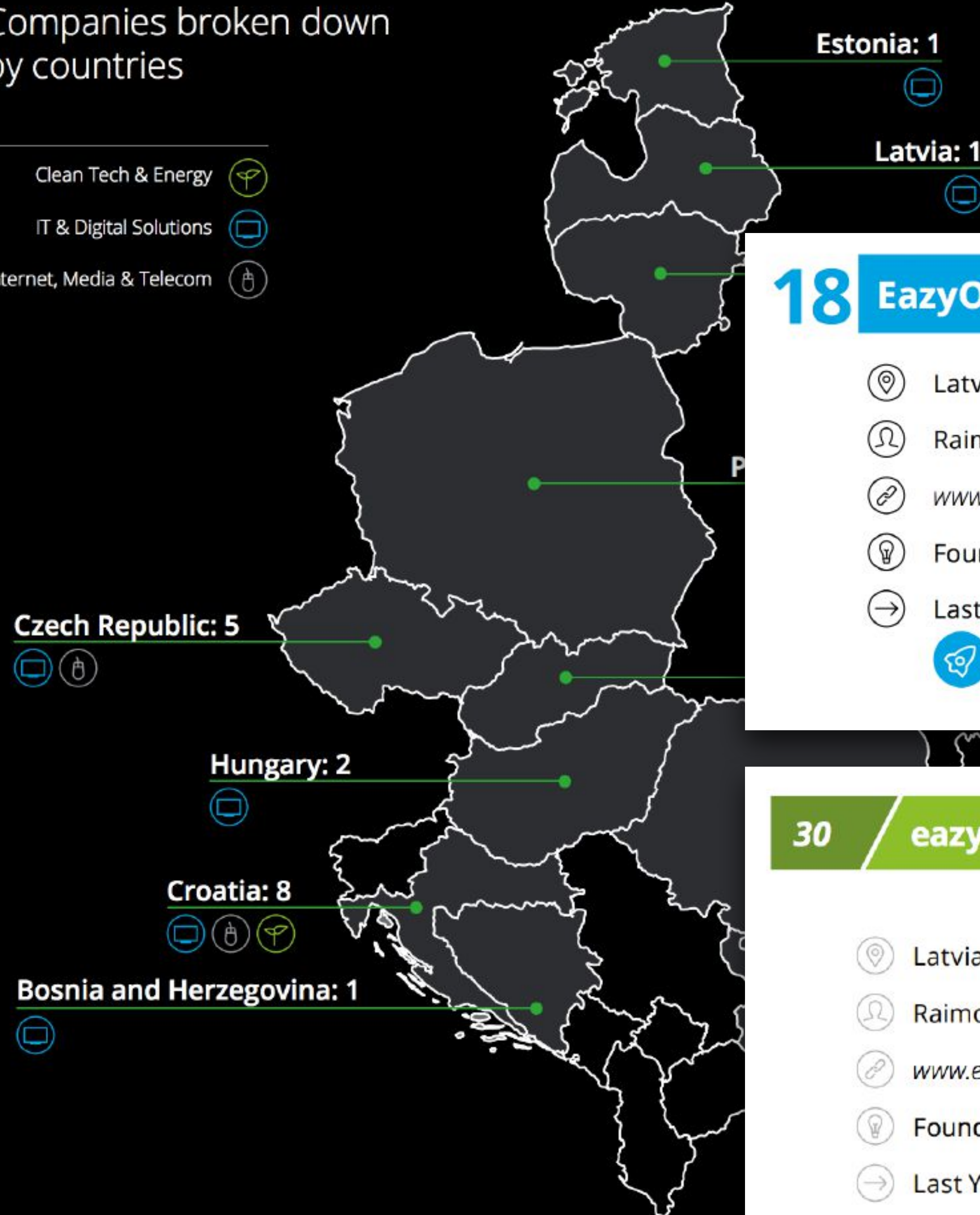






Companies broken down  
by countries






- Clean Tech & Energy 
- IT & Digital Solutions 
- Internet, Media & Telecom 



## 18 EazyOne SIA

IT & Digital Solutions 

731%

-  Latvia
-  Raimonds Simanovskis
-  [www.eazybi.com](http://www.eazybi.com)
-  Founded: 2011
-  Last Year's Rank: -



EazyOne is the software development company behind eazyBI – a powerful visualisation, data analysis and business intelligence web application. With eazyBI, you can create reports, charts and dashboards with an easy-to-use drag-and-drop user interface. You can visualise your data using many types of interactive chart. eazyBI has integrations with many standard data sources, and users can import data from other data sources. eazyBI is used by thousands of customers from many different countries. It is one of the top-selling apps on the Atlassian Marketplace for the Jira issue-tracking and project-management application.

## 30 eazyBI SIA

Software 

442%



-  Latvia
-  Raimonds Simanovskis
-  [www.eazybi.com](http://www.eazybi.com)
-  Founded: 2011
-  Last Year's Rank: 18

eazyBI is the software development company behind a powerful visualisation, data analysis and business intelligence web application used by thousands of customers from many different countries. With eazyBI, users can create reports, charts and dashboards with an easy-to-use drag-and-drop user interface. They can also visualise data using many types of interactive charts. eazyBI can integrate with many standard data sources, and users can import data from other data sources too.



# Latvian Export and Innovation Award 2018

## 2nd Best Small Exporter











# Partners



[eazybi.com/partners](https://eazybi.com/partners)



# community.eazybi.com

Category	Topics	Latest
<b>Questions &amp; Answers</b> Ask your questions when you need help to build eazyBI reports or import some specific source data. Do not post your sensitive information here. If you are an eazyBI customer and want to reach eazyBI support then please <a href="#">contact eazyBI support</a> .	739	 <b>Epics of a Project lead</b> 0 ■ Questions & Answers 8m
<b>Feature Requests</b> Please post your ideas about new eazyBI features or comment and like ideas by others. Please describe the business need why you need any particular feature as it will help eazyBI team to better understand and prioritize it.	58	 <b>Calculating Predicted Date of Completion: Open Issues x Avg Res. Time using DateAddDays</b> 2 ■ Questions & Answers mdx 17m
<b>Tips &amp; Tricks</b> Useful examples of eazyBI reports, calculated members, data imports that you would like to share with other eazyBI users.	12	 <b>How to measure average days/workdays from transition status A to transition status B</b> 21 ■ Questions & Answers 25m
<b>Announcements</b> Read all the latest <a href="#">eazyBI</a> announcements here.	1	 <b>Creating a SLA based on the the time/date issue entered status A and entered status D</b> 0 ■ Questions & Answers 6h
<b>Events</b> Discussions related to specific events organized by eazyBI. ■ Free Training Resources ■ eazyBI Community Days 2018 ■ eazyBI Community Days 2017	15	 <b>Trivial OR function</b> 2 ■ Questions & Answers calculatedmembers 9h
		 <b>'0' Values appearing for some reason</b> 2 ■ Questions & Answers 11h



# Top Contributor




**GvidoN**

Gvido Neilands




 [flex.bi/](https://flex.bi/)

MDX specialist from flex.bi.

Joined May 29, '17   Last Post Mar 7   Seen Apr 11   Views 66   Trust Level member

**Summary**   Activity    Badges

## STATS

<b>55</b> days visited	<b>14h</b> read time	<b>14m</b> recent read time	<b>136</b> topics viewed	<b>335</b> posts read	<b>1</b>  given	<b>1</b> topic created
<b>43</b> posts created	<b>25</b>  received	<b>4</b>  solutions				



# Latest and Upcoming Features



# **easyBI 4.6 Features Highlights**

- **Jira Portfolio data import**
- **Row / column dimensions as page filter dimensions**
- **Show / hide available dimensions, enforce Measures**
- **Row dimension headers**
- **Incremental REST API and SQL imports**
- **Usage statistics for source data import**
- **Calculated member formula editor**



# Jira Portfolio Data Import

Portfolio Custom fields				
Custom field	Import as dimension	Import as measure	Import as property	Import value changes
Earliest start		<input checked="" type="checkbox"/>	<input checked="" type="checkbox"/>	
Original story points		<input checked="" type="checkbox"/>	<input checked="" type="checkbox"/>	
Parent Link	<input type="checkbox"/>		<input type="checkbox"/>	
Target end		<input checked="" type="checkbox"/>	<input checked="" type="checkbox"/>	
Target start		<input checked="" type="checkbox"/>	<input checked="" type="checkbox"/>	
Team	<input checked="" type="checkbox"/>		<input checked="" type="checkbox"/>	



# Jira Portfolio Data Import

Pages

Drag here if needed

Rows

Nonempty

▼ Issue

► Select members

► Calculated members

▼ All hierarchy level members

Select all members at level

Project 4

Issue 605

Sub-task

Project 4

Parent 453

Sub-task 605

Portfolio

Improvement 3

Feature 8

Epic 42

Story asd 453

Sub-Task 605

► Drill into or expand

Columns

► Measures

TableBarLinePieScatterTimelineMapGanttGauge

✕↶↷💬⬇Total▼Freeze header

	Issues created	Issue Earliest start	Issue Target start	Issue Target end	Issue Team
+ (none)	565				
– PO-1 Account managment	19				(none)
– PO-2 Accounts overview	11				(none)
DA-45 Katmai content Salvadorans dine stardom Trojan Visakhapatnam	1				Alfa
DA-102 Account overview Demo project 17Q3	1				(none)
DB-14 Auburn's solemnizes appreciations 17Q3	1				(none)
DB-22 Imus fisticuffs chafe proliferating	1				(none)
DB-64 Campground detriment's highchairs drone mushed doesn't	1				(none)
DG-33 Occupies spenders pursuance toxemia's	1				(none)
DG-102 Account overview project D3	1				(none)
– PO-4 INTRO 78	3				(none)
– DA-199 Test issue	2				(none)
DA-199 / DA-200 Test subtask	1				(none)
– PO-3 Account subscription	7				(none)



# Row / Column Dimensions on Pages

Show available dimensions

Pages

Drag here if needed

Rows

Nonempty

▸ Time

Columns

▸ Measures

TableBarLinePieScatterTimelineMapGanttGauge

✕↶↷💬⬇️Total ▾

	Issues created	Issues due	Issues resolved
+ All Times	5,486	415	5,071

©2018 eazyBI All rights reserved. · [Terms of Service](#) · [Privacy Policy](#) · [Pricing](#) · [Documentation](#) · [Contact Us](#)



# Row Dimension Headers

Dimensions hide

► Products

► Time

Pages

Drag here if needed

Columns

► Measures

Rows

Nonempty

► Customers

► Gender

TableBarLinePieScatterTimelineMapGanttGauge

✕↺↻💬📄Total ▼

		Store Sales	Store Cost	Unit Sales
+CA	F	17,928.37	7,156.3878	8,218
	M	18,246.83	7,274.6973	8,672
+OR	F	19,602.14	7,835.2230	9,344
	M	20,568.15	8,245.8505	9,943
+WA	F	32,267.72	12,830.1568	15,348
	M	31,015.14	12,409.9251	14,766



# Incremental REST API Import

Pagination parameters	
Pagination	<input type="radio"/> No pagination <input type="radio"/> Page parameter <input checked="" type="radio"/> Offset and limit parameter <input type="radio"/> Next page URL If not all data are returned with one request then specify pagination parameters.
Offset parameter	<input type="text" value="offset"/>
Limit parameter	<input type="text" value="limit"/>
Limit value	<input type="text" value="50"/>

Incremental import parameters	
<input checked="" type="checkbox"/> Use <b>incremental import</b> to update just the recent source data.	
<input checked="" type="checkbox"/> <b>Stop</b> incremental import when <b>no source data are changed in a returned page</b> .	
Additional URL parameters	<input type="text" value="start-date={{ 3 days ago   %Y-%m-%d }}"/> Specify additional source data URL parameters for limiting requested data during incremental import.



# Incremental REST API Import

## Advanced options: invoice

- ☐ ID column
- ☐ Key column
- ☐ Name column
- ☐ Ordinal column
- ☒ Source ID column
- ☐ Skip missing
- ☐ Delete missing

Limit

Property name

OK

cancel

## Incremental import parameters

- ☒ Use **incremental import** to update just the recent source data.
- ☒ **Stop** incremental import when **no source data are changed in a returned page**.

Additional URL  
parameters

start-date={{ 3 days ago | %Y-%m-%d }}

Specify additional source data URL parameters for limiting requested data during incremental import.



# Incremental SQL Import

## Incremental import parameters

☒ Use **incremental import** to update just the recent source data.

## SQL SELECT statement

```
SELECT * FROM accounts
WHERE
-- if incremental
  updated_at > DATE_SUB(CURDATE(), INTERVAL 7 YEAR)
-- else
  created_at > '2010-01-01'
-- end
```



# Calculated Member Formula Editor

Define calculated member formula

[Measures].[ Bugs created prev month ] =

1

Formatting

default

Read [calculated members tutorial](#) to learn about calculated member formulas. You can select members, operators and frequently used functions from sidebar to insert them into calculated member formula.

Root members

Issues created

Issues due

Issues resolved

Issues with due date

Issues last updated

Original estimated hours

Remaining estimated hours

Issues created count

Issues due count

Issues resolved count

Hours spent

Issues with hours spent

Subtask created

Subtask due

Create

cancel



# **easyBI 4.7 Features Highlights**

- **Share dashboards in a wallboard mode**
- **Improved Tempo Timesheets import from a database**
- **Import Jira Service Desk satisfaction rating**
- **Specify Jira groups as easyBI administrators**



# Wallboards

## Embed the dashboard in another HTML page

Use this **URL** in the wallboard browser.

```
https://{eazybi Base URL}/accounts/{account_ID}/embed/dashboard/{dashboard_ID}?  
embed_token={Unique public access token}
```

☒ Enable public access with a token

Regenerate access token

☐ Disable report actions (except enabled below)

☒ Automatically refresh

Every hour

☐ Dashboard ☒ Wallboard

☒ Show header

☒ Dark theme

☐ Show last import time

15

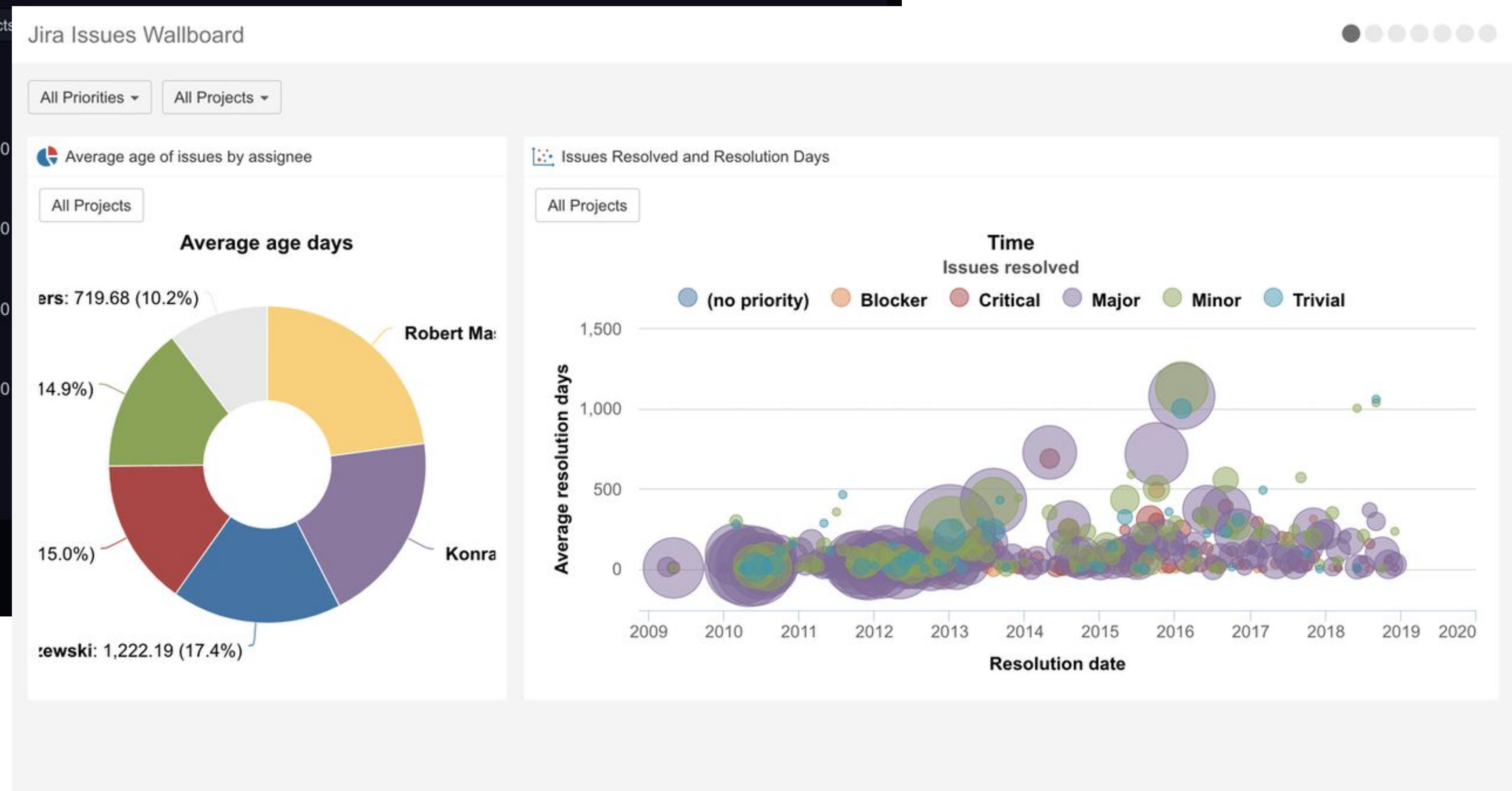
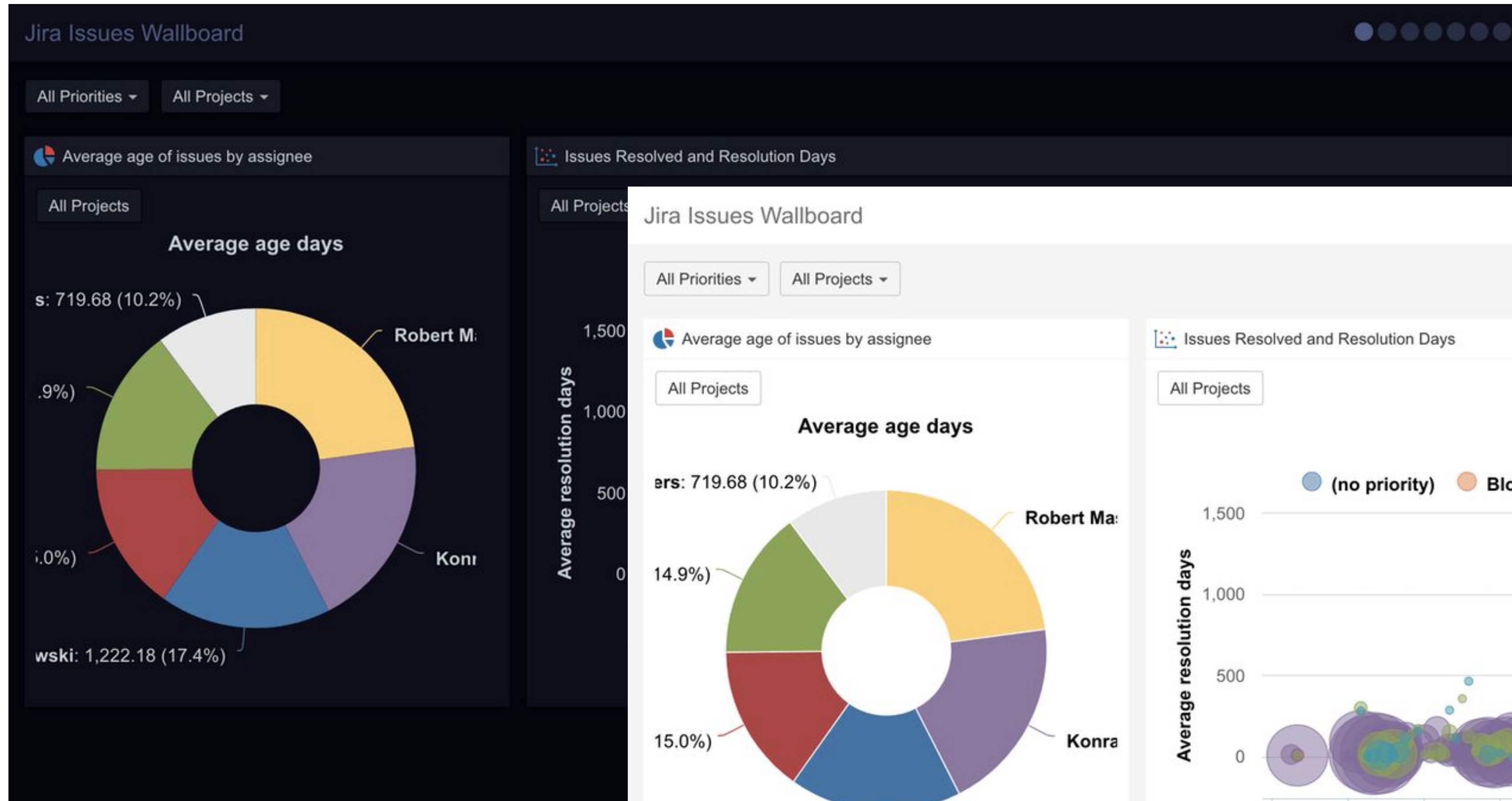
Time for each slide (seconds)

Save

cancel



# Wallboards





# Additional Settings

## eazyBI settings

General

License

Additional

Advanced settings

Additional settings

Usage statistics

☒ Read more about [usage statistics](#) in the help page.

eazyBI admins

jira-administrators x

Select which Jira user groups (in addition to Jira system administrators) can perform most of eazyBI administration tasks.

Update additional settings



# Upcoming easyBI Version 5



# Upcoming eazyBI 5 Features

- **Platform and libraries updates**
- **New measures and dimensions UI**
- **Standard calculation measures**
- **Admin all accounts page**
- **Jira import progress bar**
- **DevOps metrics**




# Updated Libraries and Frameworks



Java™ 8 & 11



Jira 7 & 8




Mondrian  
OLAP



# New Measures and Dimensions UI

▼ Measures

Filter measures by name 

▼ Predefined

Issues created

Issues due

Issues resolved

Issues closed

Issues with due date

Issues last updated

Original estimated hours

Remaining estimated hours

Hours spent

Sub-tasks created

Sub-tasks due

Sub-tasks resolved

Sub-tasks closed

Transitions to status

Transitions from status

Days in transition status

Workdays in transition status

Remaining estimated hours change

Open issues = [show](#)

Average resolution days = [show](#)

Average resolution workdays = [show](#)

Average closing days = [show](#)

Average age days = [show](#)

Average age workdays = [show](#)

Original estimated hours with sub-tasks = [show](#)

Remaining estimated hours with sub-tasks = [show](#)

Hours spent with sub-tasks = [show](#)

Issues history = [show](#)

Average days in transition status = [show](#)

Average workdays in transition status = [show](#)

Transition to status first date = [show](#)

Transition to status last date = [show](#)

Transition from status first date = [show](#)

Transition from status last date = [show](#)

Transitions to assignee = [show](#)

Transitions from assignee = [show](#)

Remaining estimated hours history = [show](#)

Custom fields [show 9 measures](#)

Distinct issues count [show 7 measures](#)

Issue properties [show 26 measures](#)

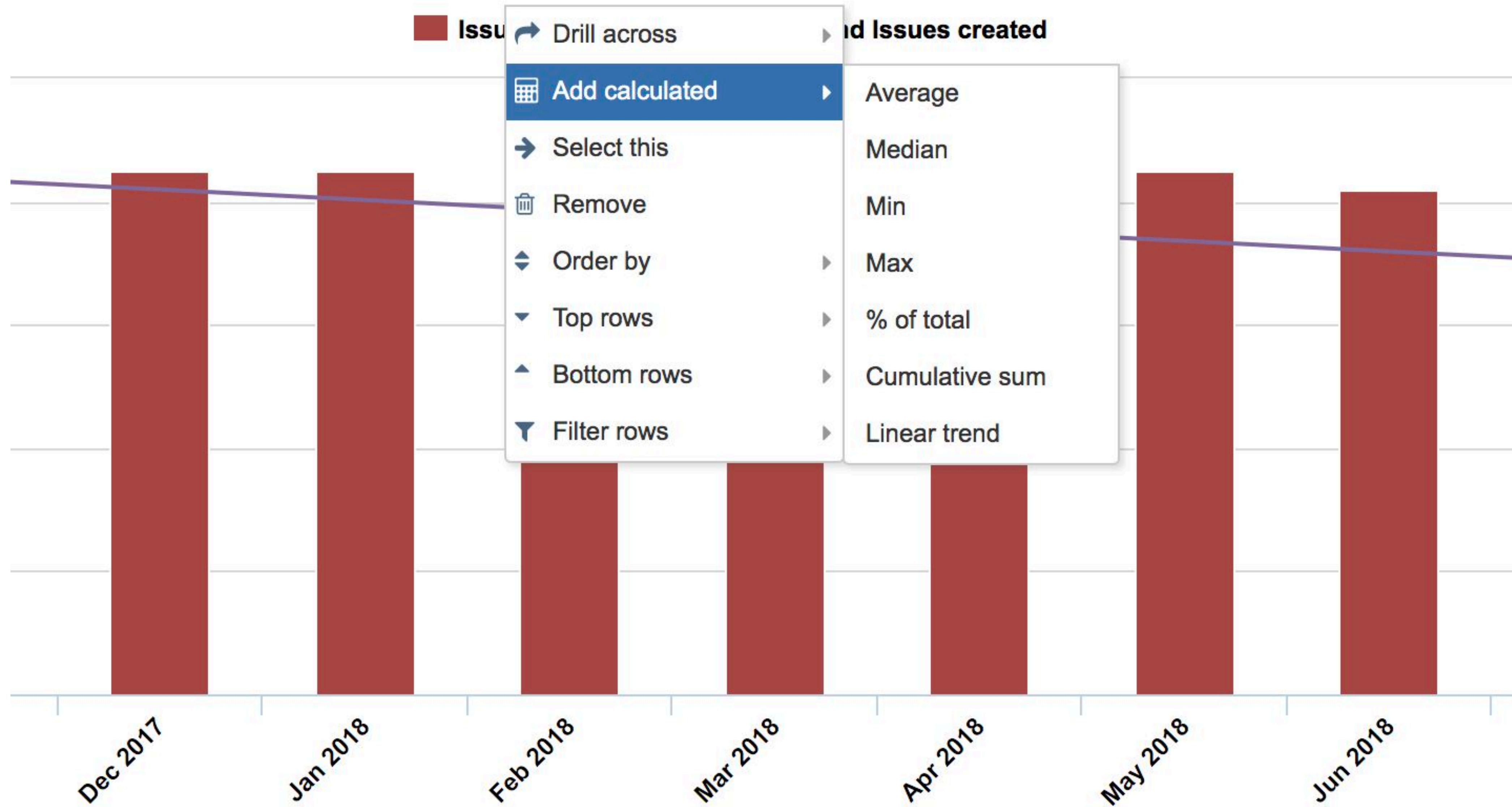
Other properties [show 7 measures](#)

Tempo [show 1 measure](#)

► User defined



# Standard Calculation Measures
























# All Accounts for Administrators

Search

 or 

Show recently created

Search accounts by name, description, owner, source data type or the "error" status.

Name	Owner	Created	Last import	Regular import frequency	Source Data	Data size	Reports	Actions
eazyBI	Jānis Baiža	7 months ago	about 23 hours ago	Default (every day)	 Jira	 Size: <b>15.4 MB</b> Issues: <b>2591</b>	15 reports 1 dashboard	...
Jira (old)	Administrator	5 years ago	about an hour ago	Default (every day)	 Jira	 Size: <b>10 MB</b> Issues: <b>96</b>	43 reports 5 dashboards	...
Profields	Jānis Justaments	2 years ago	39 minutes ago	Default (every day)	 Jira	 Size: <b>19.1 MB</b> Issues: <b>2634</b>	9 reports 1 dashboard	...
Rest	Jānis Vītums	2 years ago		Default (every day)	<div><div>{REST:API}</div></div>  Jira			...
SLA reports	Ilze Leite-Apine	2 years ago	about 7 hours ago	Default (every day)	 Jira	 Size: <b>6.8 MB</b> Issues: <b>78</b>	13 reports	...
Tempo timesheets REST	Janis Plume	about a year ago	9 months ago	Default (every day)	<div>{REST:API}</div>	 Size: <b>240 KB</b>	1 report	...
TEST SD	Janis Plume	about a month ago	about 8 hours ago	Default (every day)	 Jira	 Size: <b>1.2 MB</b> Issues: <b>56</b>	3 reports	...
Test source files	Administrator	5 years ago	4 years ago	Default (every day)	<div>zendesk</div>	 Size: <b>6.1 MB</b> Files size: <b>1.1 MB</b>	6 reports 2 dashboards	...
Video	Jānis Celms	about a year ago	about a year ago	Default (every day)	<div></div>	 Size: <b>1.5 MB</b> Issues: <b>29</b>	8 reports	...
ZB Jira Test	Zane Baranovska	about a year ago	20 days ago	No regular import	 Jira	 Size: <b>4.6 MB</b> Issues: <b>39</b>	10 reports 1 dashboard	...

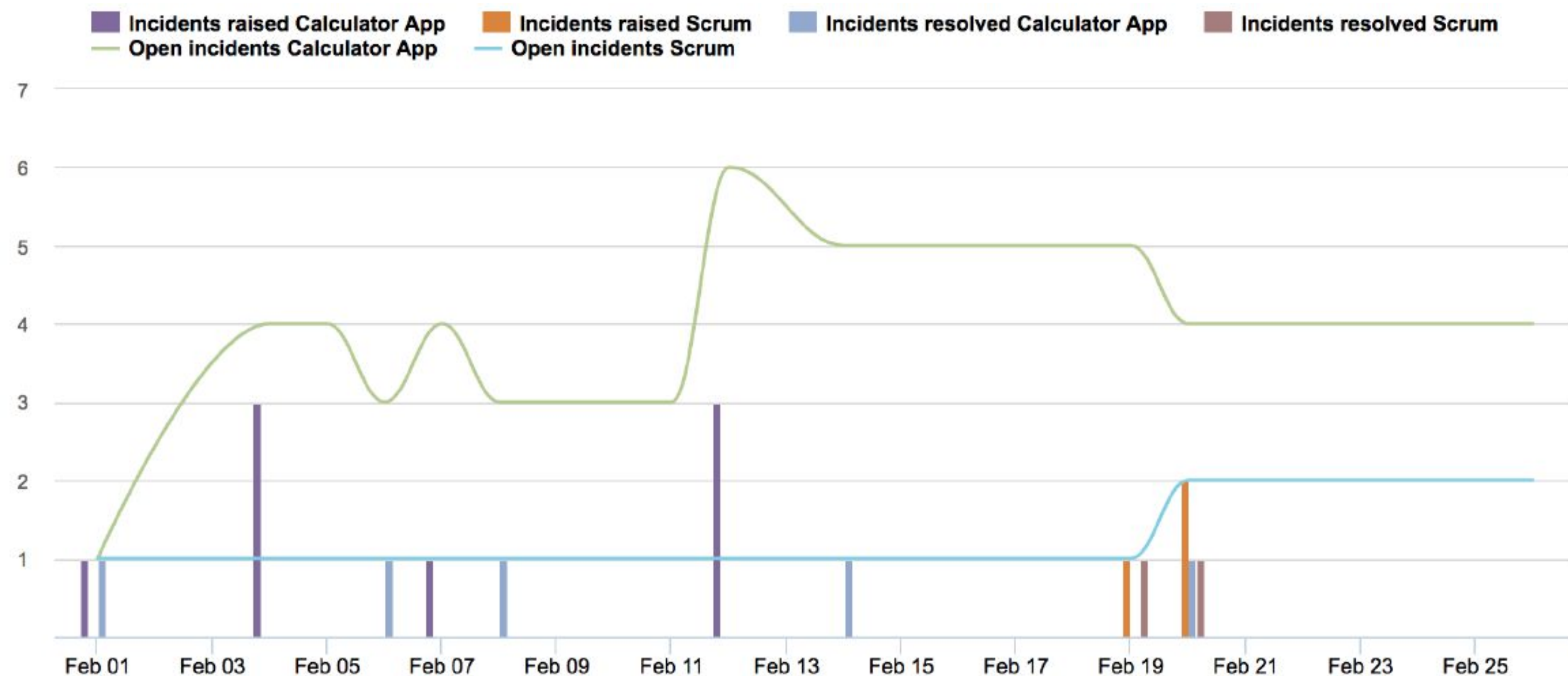
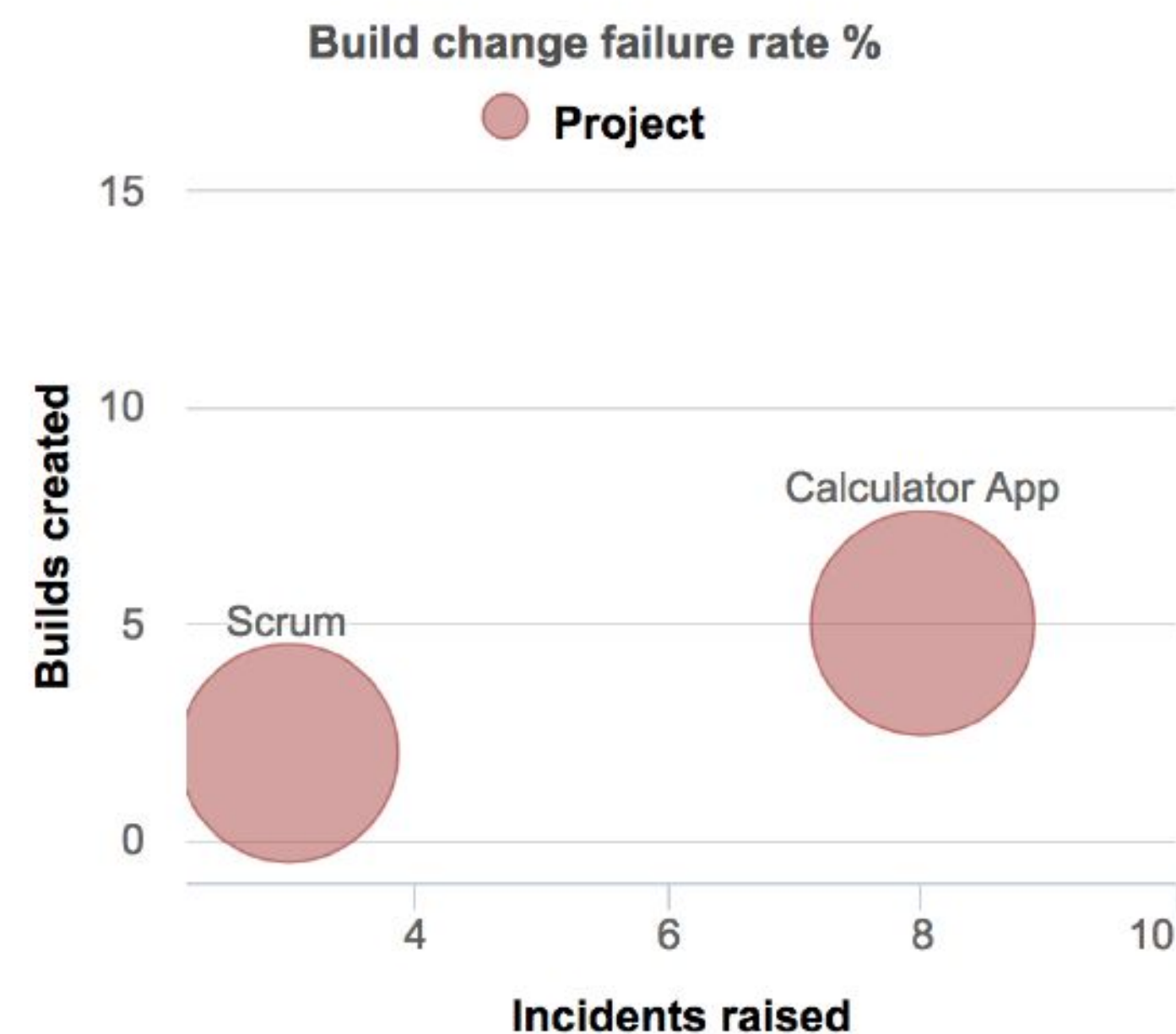


# Jira Import Progress Bar

Application	Source selection	Created	Cube	Status	Actions
 Jira	<a href="https://jira712.dev">https://jira712.dev</a> User: admin Projects: BDMI, FOUI, LUNI, MNOS, NYAR, PMIS, TAKI, TOMI, TQUS, TOLI	4 years ago	Issues	Imported 3900 issues <div><div></div></div>	<div>Importing...</div> <a href="#">Cancel import</a> ...



# DevOps Metrics



05 Average change lead time

Feb 2019 All Projects

Pull request avg development time

1d 19h 04m

Calculator App

Pull request avg review time

1d 5h 32m

Calculator App

Pull request avg build wait time

2m

Calculator App

Build avg execution time

15m

Calculator App

Pull request avg development time

6m

Scrum

Pull request avg review time

5h 26m

Scrum

Pull request avg build wait time

0m

Scrum

Build avg execution time

0m

Scrum



# Upcoming easyBI for Confluence



# eazyBI for Confluence

## Confluence import options

General

Additional options

Confluence spaces

Select Confluence spaces

☒ eazyBI (EAZYBI)

☒ eazyBI for Confluence (EAZYBICONFLUENCE)

☒ eazyBI for Jira (EAZYBIJIRA)

☐ eazyBI internal (DEV)

☐ Knowledge Base (KNOW)

☐ Partners (PARTNERS)

☒ Private eazyBI (EAZYBIPRIVATE)

Select all

Clear selection

Select Confluence spaces from whom you would like to import pages.

Read more about [Confluence data import](#).

Schedule

Regular import frequency

Default (every day)

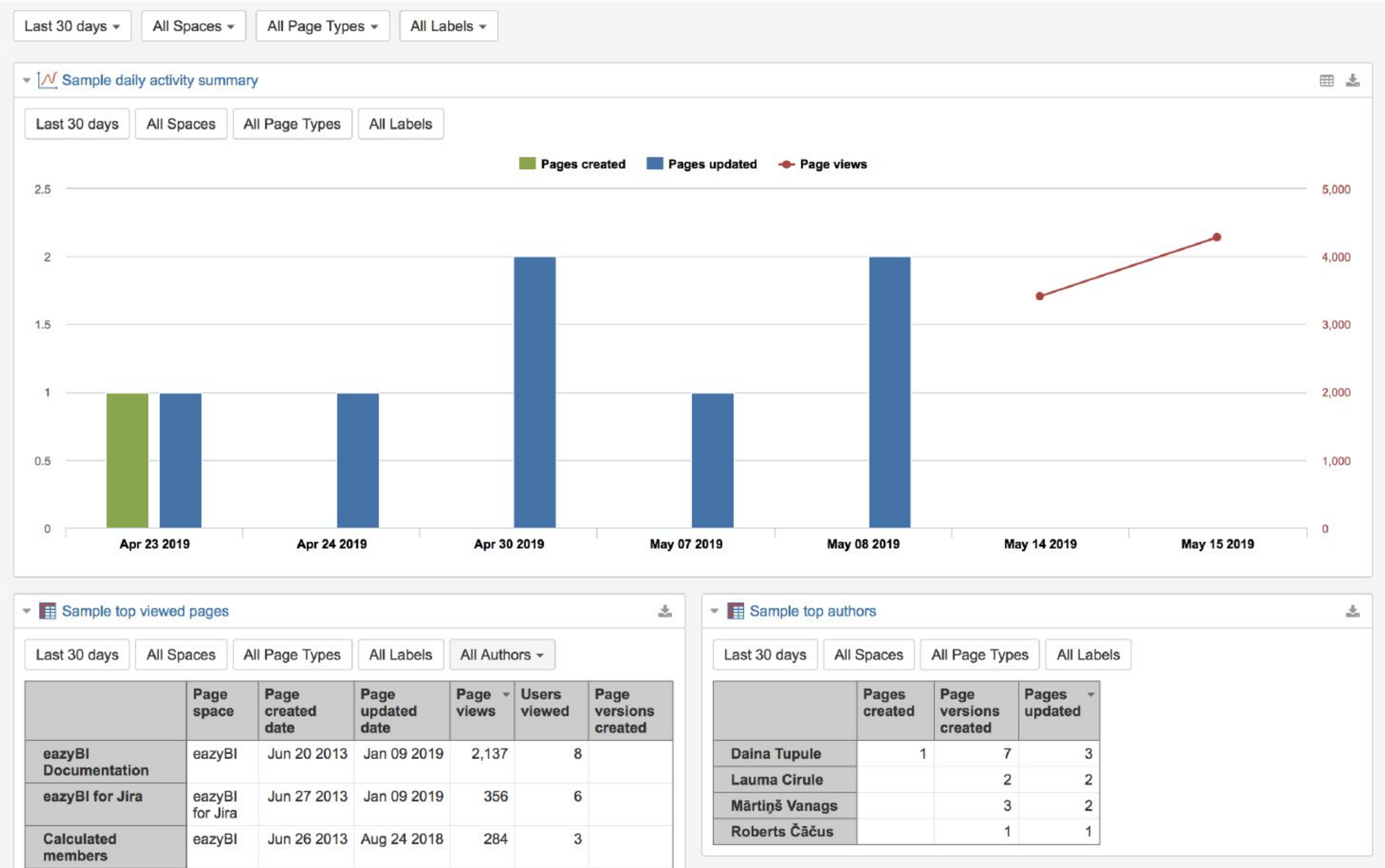
Select how frequently automatic data import from data source should be performed.

Process events

☒ Process page created, updated, deleted, viewed events.



# eazyBI for Confluence







**Thank you!**

**Questions?**