



Remote Community Day 2020

Raimonds Simanovskis

Raimonds Simanovskis

Founder & CEO





May 25–26, 2017 / Riga, Latvia

eazyBI Community Days 2017

The first-ever eazyBI Community Days 2017 will take place in Riga, Latvia. If you want to make the most out of the eazyBI, you just have to be there.

May 24–25, 2018 / Riga, Latvia

eazyBI Community Days 2018

The second eazyBI Community Days 2018 will take place in Riga, Latvia. If you want to make the most out of the eazyBI, you just have to be there.

April 12, 2019 /

eazyBI Community Day | Las Vegas

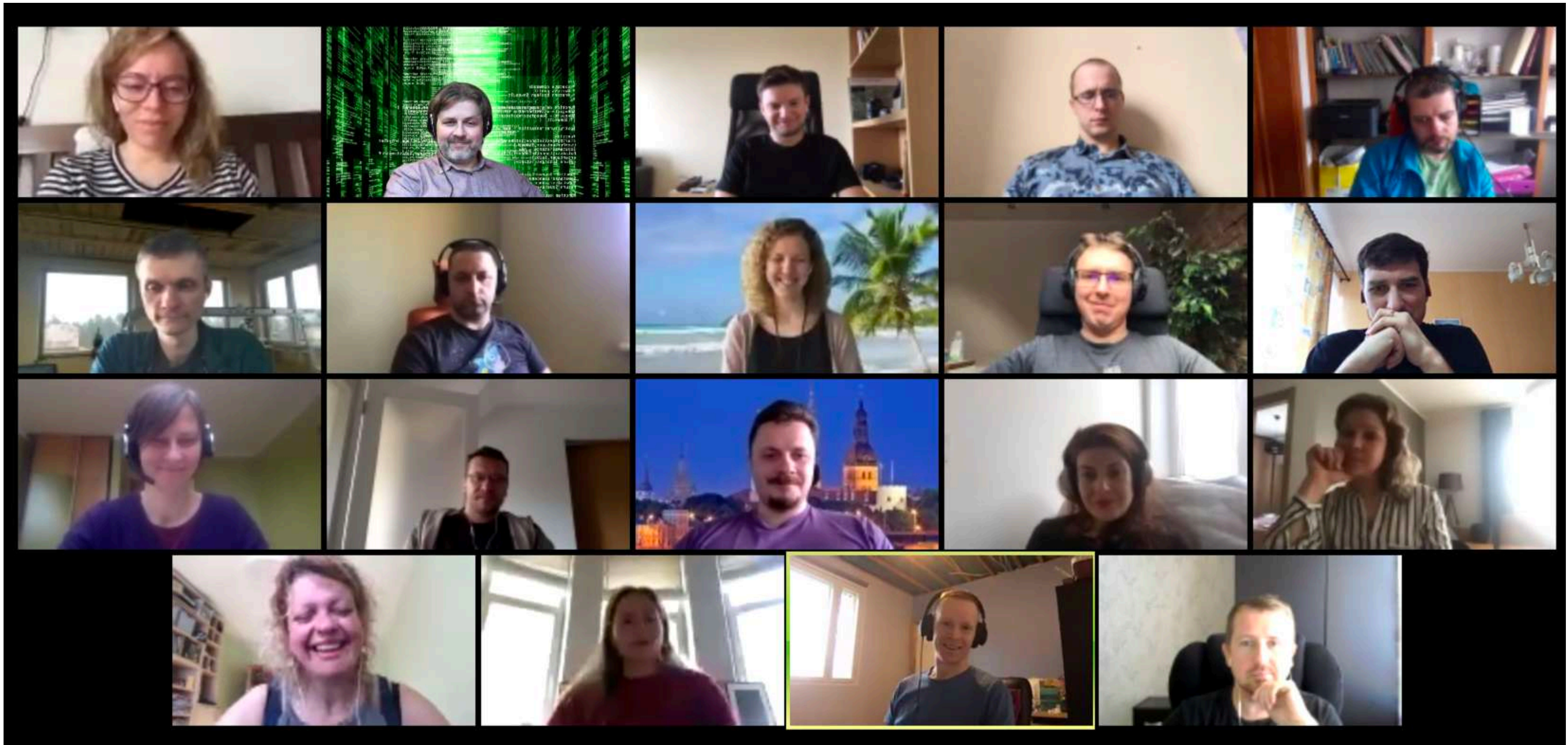
Join us for an eazyBI Community Day in Las Vegas, USA on April 12, 2019. Participate in this "once in a year" eazyBI event to learn more about eazyBI, get inspired, and share your experience and ideas with others.

May 16–17, 2019 / Riga, Latvia

eazyBI Community Days | RIGA

The eazyBI Community Days 2019 will take place in Riga, Latvia on May 16-17, 2019. This is your chance to learn more about eazyBI, get inspiration and new ideas, share your experience with others, and have some fun.

easyBI Remote Community Day 2020






Agenda








9:00 CEST	Opening Keynote: Latest eazyBI Features & Future Plans	Raimonds Simanovskis
9:30 CEST	eazyBI + Confluence: The First Date	Zane Baranovska, Mārtiņš Vanags
10:00 CEST	Coffee Break	
10:15 CEST	Jira Admin's Journey to eazyBI	Gerda Zandersone
10:45 CEST	How to Create Smart Reports Without MDX	Ilze Leite-Apine
11:15 CEST	Building Reports on Different Data Sources	Roberts Čāčus
11:45 CEST	Lunch Break	
12:30 CEST	Things to Know About the Burn-Down Chart	Jānis Plūme
13:00 CEST	Behind Complex Filters	Daina Tupule
13:30 CEST	Journeying with an MDX	Lauma Cīrule
14:00 CEST	Coffee Break	
14:15 CEST	Administration of eazyBI for Jira Server	Jānis Baiža
14:45 CEST	Don't Make Me Think About UI	Jānis Liepa
15:00 CEST	Wrap Up & Closing	Raimonds Simanovskis

eazybi-community.slack.com

community.eazybi.com

Sign Up Log In  

all categories ▾ Categories Latest Top

Category	Topics	Latest
Questions & Answers Ask your questions when you need help to build eazyBI reports or import some specific source data. Do not post your sensitive information here. If you are an eazyBI customer and want to reach eazyBI support then please contact eazyBI support .	1512	 Trying to Create Calculated Formula To Count the Amount of Days that A Ticket Has Been Open For Questions & Answers 0 1d
Events Discussions related to specific events organized by eazyBI. eazyBI Community Days 2017 eazyBI Community Days 2018 eazyBI Community Day 2019 Las Vegas eazyBI Community Days 2019 Riga	18	 How to get a Count of Date changes Questions & Answers jira 2 1d
Tips & Tricks Useful examples of eazyBI reports, calculated members, data imports that you would like to share with other eazyBI users.	16	 Report filtering issues based on parent Epic child issue types Questions & Answers calculatedmembers 0 1d
Feature Requests Please post your ideas about new eazyBI features or comment and like ideas by others. Please describe the business need why you need any particular feature as it will help eazyBI team to better understand and prioritize it.	88	 Number of issue with fix version Questions & Answers 2 2d
		 Custom release burndown chart Questions & Answers calculatedmembers, jira, mdx 1 2d
		 Pending ticket counter [HELP] Questions & Answers jira 1 2d
		 Issue with "Web Link" Questions & Answers 0 2d

eazyBI Team



Raimonds Simanovskis
Founder



Lauma Cīrule
Customer Support



Ilze Leite-Apine
Customer Support



Daina Tupule
Customer Support



Mārtiņš Vanags
Customer Support



Jānis Plūme
Customer Support



Zane Baranovska
Customer Support



Roberts Čāčus
Customer Support



Gerda Zandersone
Customer Support



Jānis Vītums
Software Developer



Jānis Justaments
Software Developer



Jānis Baiža
Software Developer



Gatis Tomsons
Software Developer



Jānis Liepa
Software Developer



Jānis Vanags
Software Developer



Rolands Bondars
Software Developer



Jānis Gulbis
Marketing Manager



Evita Legzdiņa
Marketing Manager



Jānis Celms
Designer

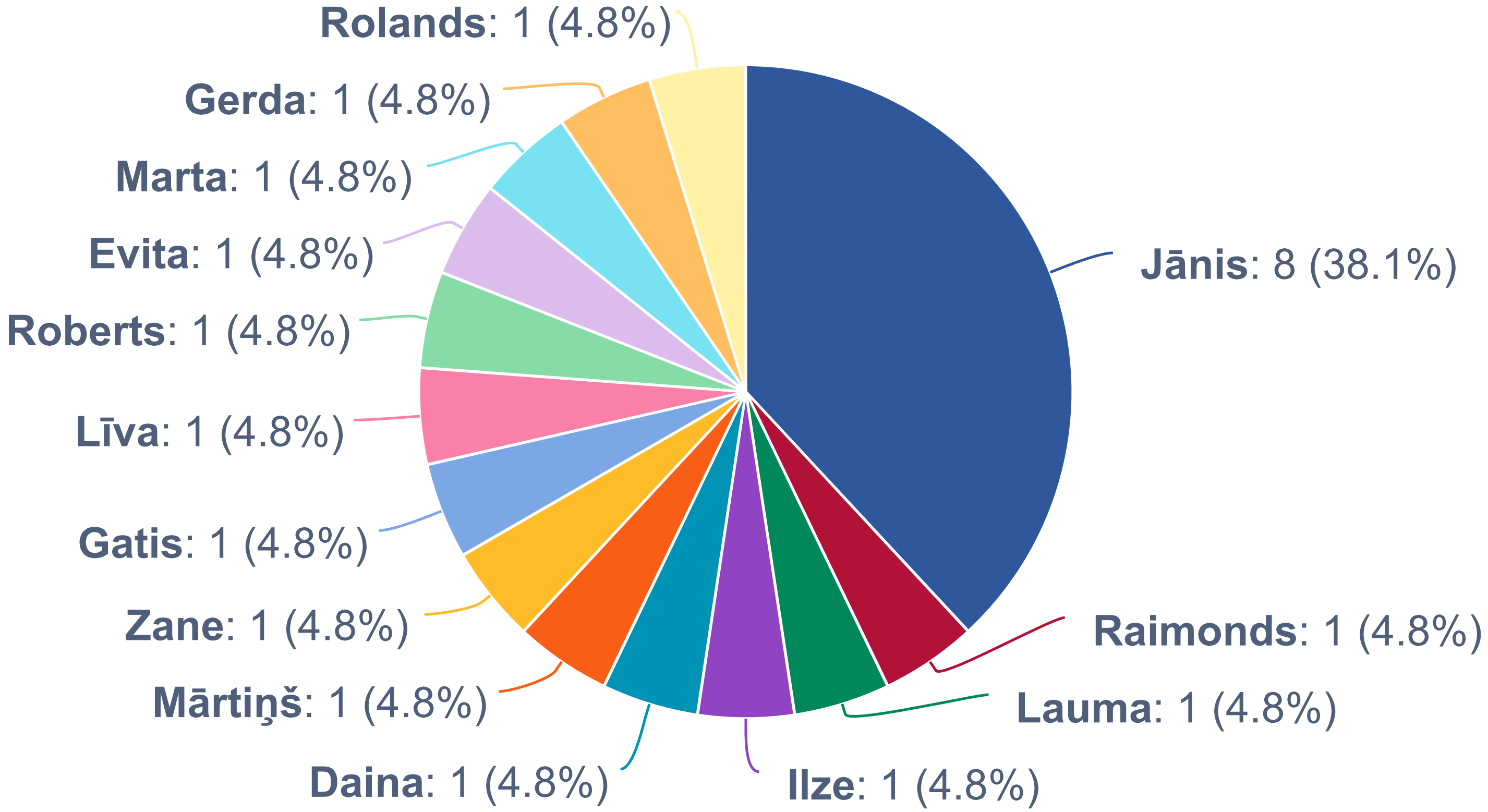


Marta Vītola
Designer



Līva Pavasare
Administrative Assistant

Team Names 2020



Latest Features

5.3.2 / Released Mar 05, 2020

Fixed in this release:

- Fixed Ganit chart export to PDF.
- Fixed DevOps mean time calculated measures for mules.
- Fixed import of Portfolio Team only as a property after eazyBI upgrade.
- Fixed Xray test executions import.
- Fixed eazyBI upgrade on Jira Data Center if the cluster nodes table had duplicate records.

5.3.1 / Released Mar 02, 2020

Fixed in this release:

- Fixed sprints import when a board of a sprint is deleted.
- Fixed group picker custom field dimension import.
- Fixed Import of Portfolio Team only as a property.
- Fixed Xray import when test hierarchies are disabled.
- Fixed drill into DevOps pull request measures when using Oracle.
- Fixed showing of the Troubleshooting page when the child process is not working correctly.

5.3.0 / Released Feb 24, 2020

New in this release:

- **Drill into a single measure by another dimension level** (and leave other measures at the summary level).
- **Gantt chart weekly, quarterly, and yearly views.**
- Improved **Freeze header** functionality when doing **horizontal scrolling** of wide tables.
- Add custom **multi-weekly hierarchies** in the **Time dimension**.
- Show **stacked bars** or **areas** using **relative percentage** also in **timeline charts**.
- **ATM** dimensions and measures are renamed to the new **TM4J** (Adaptavis) Test Management for Jira) prefix and naming conventions.
- **Export and Import definition** of **Jira import options** in Source Data.
- **Do not allow empty or delete a cube** while a data import is in progress.
- Specify "sslmode" for PostgreSQL database connection in advanced database settings.
- New **Database migrator** options for exporting and importing the eazyBI database using files as well as **eazyBI for Jira Server data migration to Jira Cloud**.

Fixed in this release:

- Fixed search of issues by summary in other Issue dimension hierarchies.
- Fixed expansions of visible measure groups when filtering by name is used.
- Fixed DateAddDays and DateAddWorkdays to work correctly with daylight saving time changes and additional non-working days.
- Fixed drill through DevOps pull request measures.
- Fixed drill into chart values in some specific scenarios.
- Fixed drill into worklogs from aggregate calculated members.
- Fixed rendering of bar charts with grouped labels.
- Fixed positioning of data points when zooming into bar charts with date ranges.
- Show selected member Display names when exporting results to Excel or CSV.
- Improved performance of boards and sprints import using Java APIs instead of REST APIs.
- Improved issue subtask import performance.
- Fixed incremental import status storing if some import step fails.
- Fixed import of identical user display names in User picker custom fields.
- Fixed DevOps Bamboo data import caused by REST API pagination bugs.
- Fixed DevOps Bitbucket data import when branch didn't have any commits.
- Fixed subtasks Tempo hours import during an incremental import.
- Fixed Profields import for some specific project keys.
- Several TM4J import bug and performance fixes.
- Fixed source file uploads on some file system setups.
- Rename a measure in source file data mapping if it is renamed in the Analyze tab.
- Fixed MS SQL Server connection when using Windows authentication.
- Added eazybi-child.out log file rotation to avoid too large log files.
- Do not add a duplicate atlassian.xsrf.token cookie.
- Fixed eazyBI account deletion when using Oracle which could cause data deletion in other accounts.
- Fixed Troubleshooting info about the child process when using Java 11.

5.2.1 / Released Nov 26, 2019

Fixed in this release:

- Fixed connection to PostgreSQL using SSL.
- Fixed getting of operating system memory parameters when using Java 11.

5.2.0 / Released Nov 25, 2019

New in this release:

- Show **stacked bar** or **area charts** using **relative percentage** instead of values.
- Show **drilled into member names** in bar and line charts.
- Add a **vertical line** in bar and line charts (similar to previous functionality in timeline charts).
- **Search and filter** members by name in **additional hierarchies** (e.g. in Issue dimension on Sub-task or Epic hierarchies).
- **Google Sheets** import is migrated to the latest Google Sheets API v4.
⚠ Please enable both **Google Drive** and **Google Sheets API** in **Google API console** and re-authenticate Google Sheets import.
- **Xray data import performance** improvements, added a measure "Xray Test Executions created".

Fixed in this release:

- Fixed overlapping of label names in some charts.
- Export to Excel cell formatting for empty cells.
- Show the page break option in dashboard editing when PDF export is not configured (as it can be also used for wallboards).
- Improved Jira data import performance for a large number of issues.
- Do not trigger a full data import if a sprint start date is changed.
- Validate before DevOps import that at least one Bitbucket or Bamboo role is selected.
- Fixed DevOps import of deployments without a version.
- Fixed Zephyr Test Cycle started date time zone conversion.
- Fixed Zephyr data import when using MS SQL Server.
- Limit console.log output: to 1000 lines in custom JavaScript (to avoid too large accidental debug logging during data import).
- Fixed adding of an account user with a data access role.
- Fixed HTML escaping of data access role names.
- Fixed database error handling when non-English error messages are returned.
- Fixed saving of eazyBI database passwords with specific character sequences.
- Upgraded PostgreSQL JDBC driver to the latest version.

5.1.1 / Released Oct 28, 2019

Fixed in this release:

- Fixed DevOps metrics import (when a Bitbucket pull request didn't include any Jira issues, or when a Bamboo build didn't have a start date).
- Improved Jira incremental import performance when a Sprint field is selected.
- Do not allow saving of a data access role before member details are loaded.
- Fixed import of large Profields multi-line text field values.

5.1.0 / Released Oct 24, 2019

New in this release:

- **DevOps metrics** import from BitBucket pull requests and Bamboo builds.
- **Predefined Time dimension calculated members** – **Current month, Previous month, Last 12 months, Last 30 days, Last 4 weeks**.

⚠ If there are existing user defined Time dimension calculated members with these names then they will be overwritten with new predefined formulas.

A new MDX function **DateMembersBetween** is used in these formulas.

- Highlight individual chart series on a mouse hover.
- Support for Tempo Teams version 6.5.
- Several Xray import improvements.
- Support additional data import for ATM Test Case and ATM Test Run dimensions.
- nFeed is renamed to Elements Connect.
- Close idle connections in the database connection pool (which avoids problems with firewalls that close inactive connections).

Fixed in this release:

- Fixed wrapping of long axis titles.
- Fixed handling of empty values in a stacked area chart.
- Fixed positioning of a frozen table header.
- Better detection of mobile devices.
- Custom imported properties now appear in the User defined measures group.
- Fixed regular import log line prefixes in eazybi-queues.log.
- Improved memory usage for large Jira data import.
- Several Adaptavis Test Management data import fixes.
- Several Zephyr data import fixes.
- Several Xray data import fixes.
- Several Data access roles fixes.
- Fixed trusted local base URL detection if proxyPort is specified without proxyName.
- Remove duplicate X-XSS-Protection header for Jira 7.6 or later versions.

eazyBI 5.1 Features Highlights

- **DevOps metrics from Bitbucket pull requests, Bamboo builds, Jira incidents**
- **Predefined Time dimension calculated members**
Current month, Last 12 months, Last 30 days, ...
- **Charts library update, highlight chart series on mouse hover**

DevOps Metrics

Last 12 months ▾

Build a Rocket, Experimental ▾

Pull request avg development time

2h 26m

Build a Rocket

Pull request avg review time

1h 47m

Build a Rocket

Build avg execution duration

8

Build a Rocket

Pull request avg deploy wait time

31d 23h 31m

Build a Rocket

Pull request avg development time

2m

Experimental

Pull request avg review time

12m

Experimental

Build avg execution duration

7

Experimental

Pull request avg deploy wait time

8m

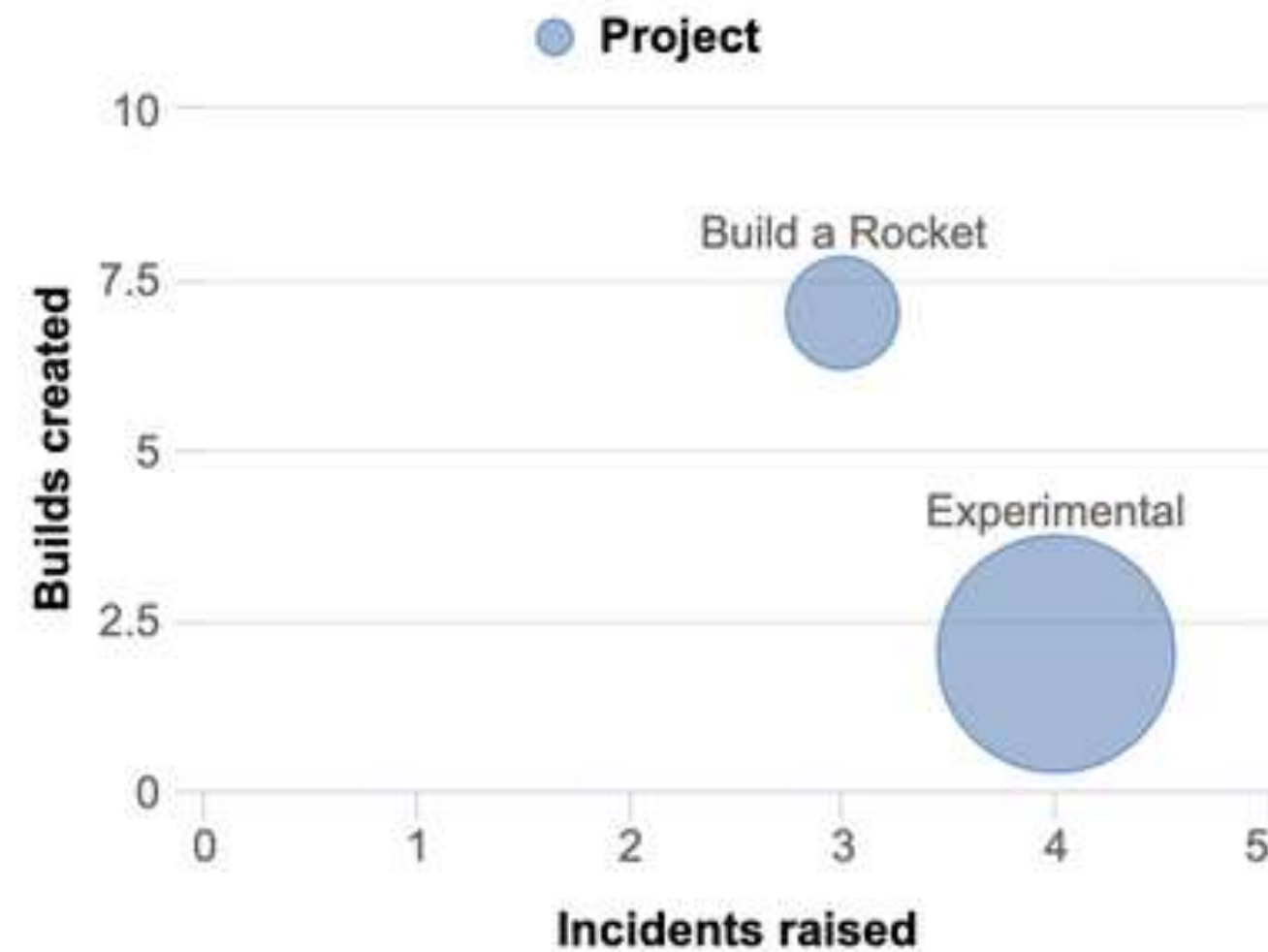
Experimental

Sample Build failure rate %

Last 12 months

Build a Rocket, Experimental

Build change failure rate %



Sample Incidents raised vs resolved

Last 12 months

Build a Rocket, Experimental

Incidents raised Build a Rocket
Incidents raised Experimental
Incidents resolved Build a Rocket
Incidents resolved Experimental
Open incidents Build a Rocket
Open incidents Experimental



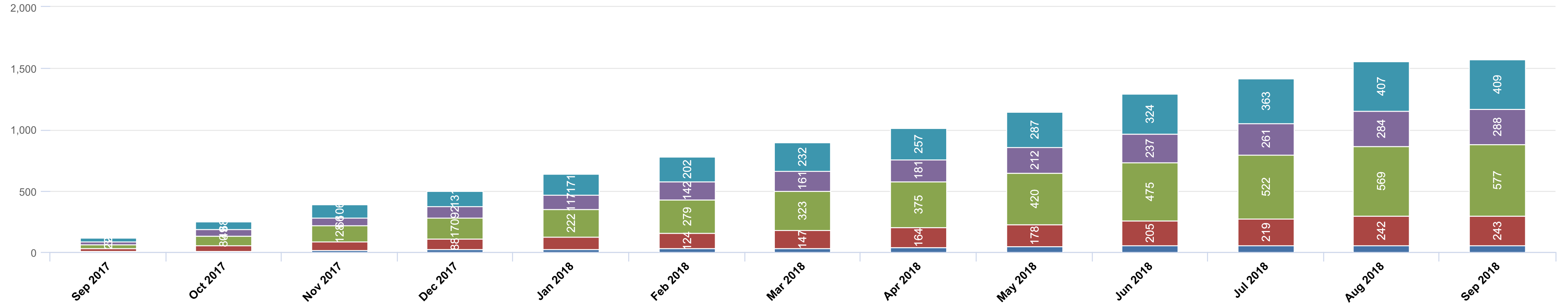
eazyBI 5.2 Features Highlights

- **Stacked charts with relative percentage**
- **Show drilled into member names in charts**
- **Vertical lines in bar and line charts**

All Projects New Feature

Issues history

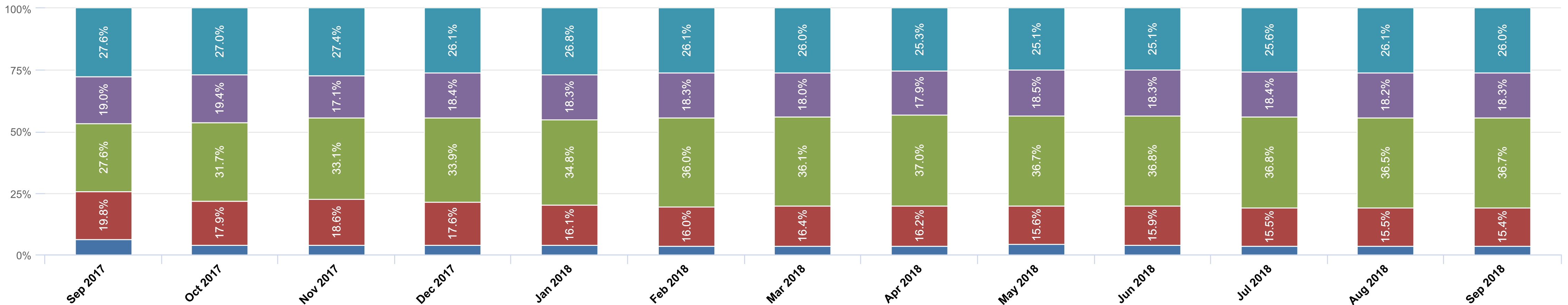
Open In Progress Reopened Resolved Closed

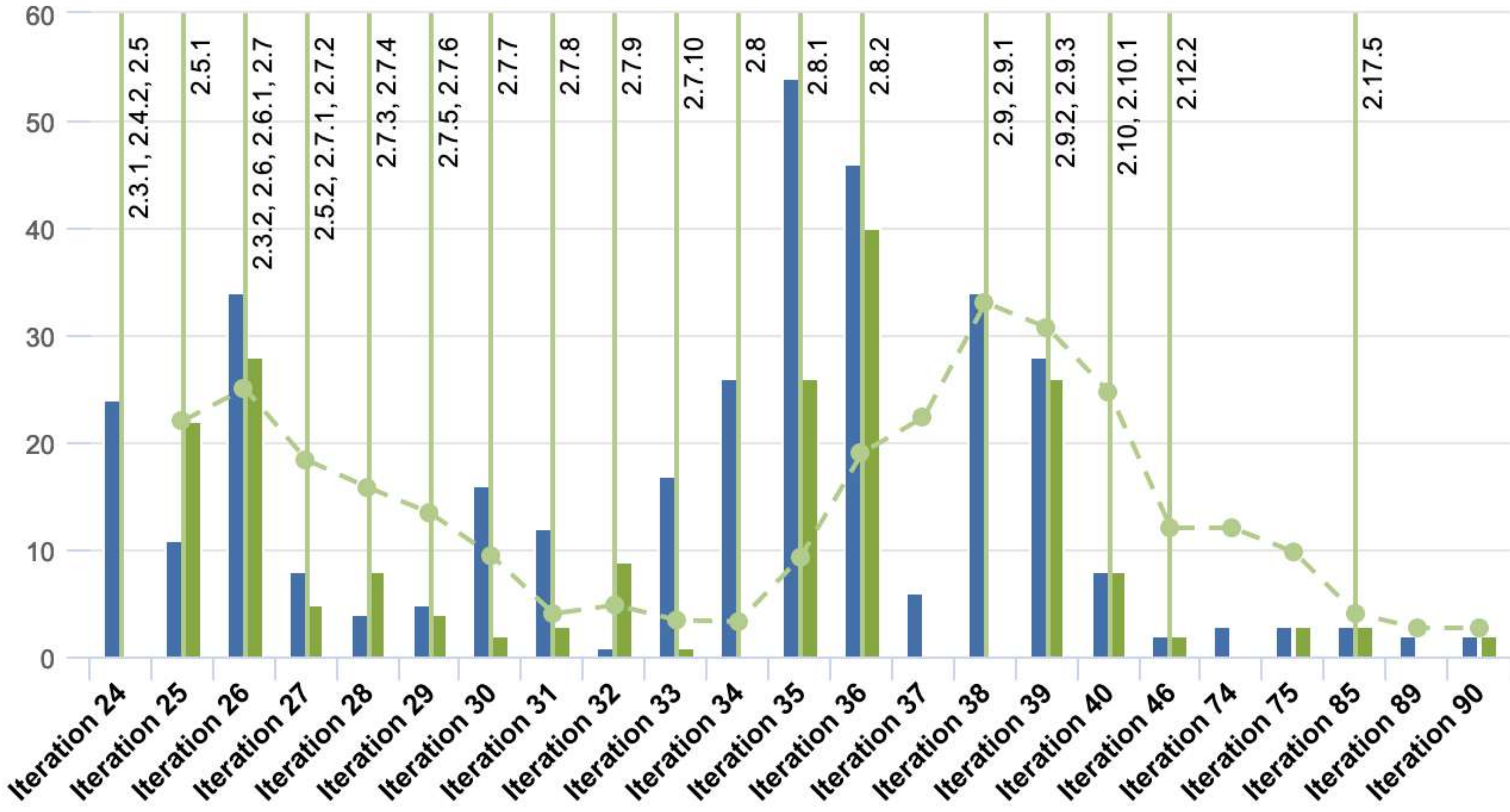


All Projects New Feature

Issues history

Open In Progress Reopened Resolved Closed





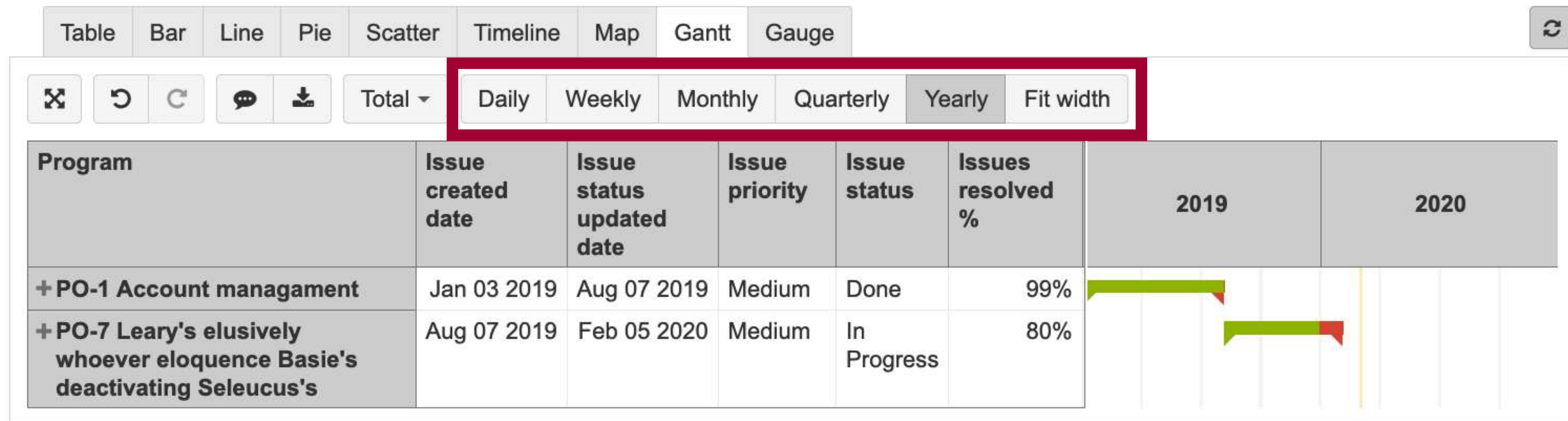
eazyBI 5.3 Features Highlights

- **Drill into a single measure by another dimension**
- **Gantt chart weekly, quarterly, and yearly views**
- **Custom multi-weekly hierarchies**
- **eazyBI Database migrator**
 - **From server to server using files**
 - **Jira Server to Jira Cloud migrator**

Drill Into a Single Measure

		Issues due							
		Issues created	Issues resolved	- All Priorities	Highest	High	Medium	Low	Lowest
+ DEMO Alfa	195	181	14	4	1	5	1	3	
+ DEMO Beta	193	173	20	5	2	2	7	4	
+ DEMO Gamma	195	176	19	3	3	3	7	3	

Gantt Chart Views



eazyBI Database Migrator

Database migrator parameters

Read the [database migration documentation](#) to learn more about migrating the eazyBI database.

Migration type

- From another database into this server
- From this server to export files
- From export files into this server

From this server to cloud

Cloud parameters

Cloud site URL

User email

API token

or [back](#)

eazyBI for Jira Cloud

- **Next-gen projects reporting**
 - **Project specific issue types, statuses, custom fields**
 - **Story point estimate, Epics**
- **Tempo Cloud Planned hours**
- **Xray Test Management Cloud**

Cloud Infrastructure & Security



System Metrics

Day | Week | Month

Web App Uptime 99.995%



Docs Uptime 99.856%



 **ATLASSIAN**

**Cloud Security
Program**

bugcrowd

hackerone

eazyBI for Confluence 5.0 – 5.3

- **Confluence content analytics**
 - **pages created, updated, page views, search queries**
- **Macros for publishing eazyBI reports and dashboards from Confluence and from Jira**
 - **also in Confluence page PDF exports**
- **Approved as Confluence Data Center compatible**



~~Upcoming~~ New
eazyBI Version 6

New User Interface

All Projects

Sample created vs resolved issues



Sample open issues by assignee and status



Lighter Look

Pages

- > Measures
- > Fix Version
- > Issue Type
- > Status
- > Assignee

Columns > Priority

Table Bar Line Pie Scatter Timeline Map Gantt Gauge

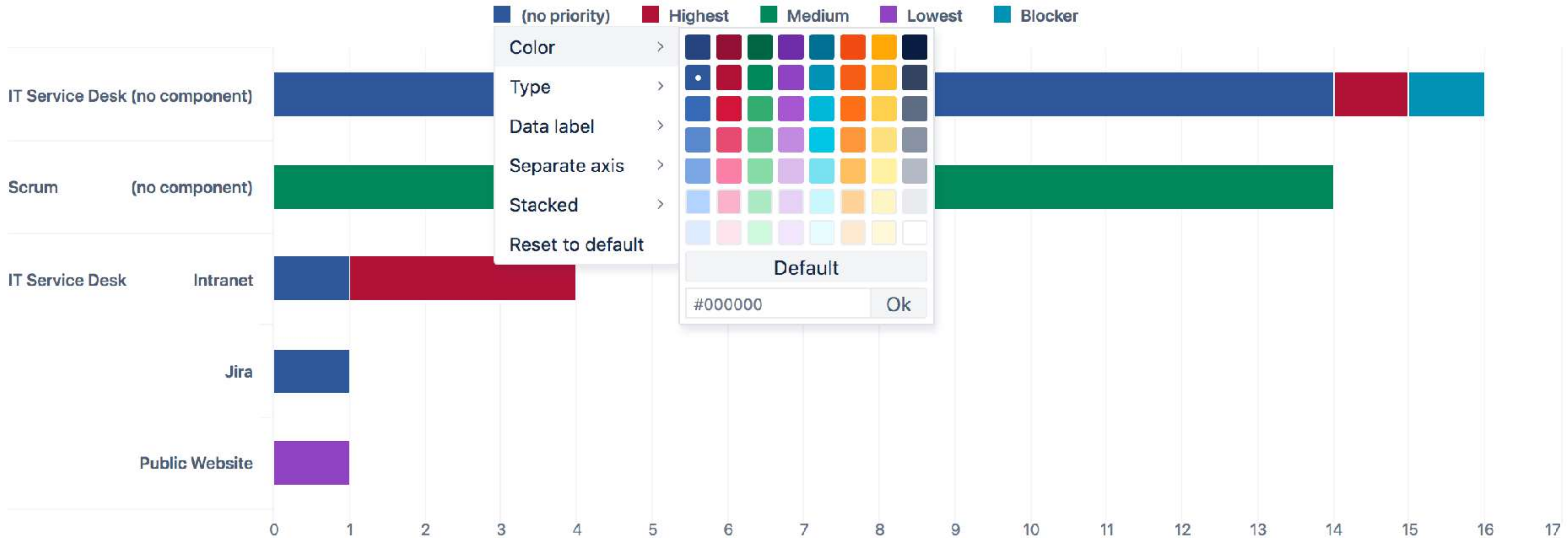
✕ ↶ ↷ ⌂ ⬇ Hide empty ▾ Ordered by All Priorities ↓ Total ▾

Issues due ▾ All Fix Versions ▾ All Issue Types ▾ All Statuses ▾ All Assignees ▾

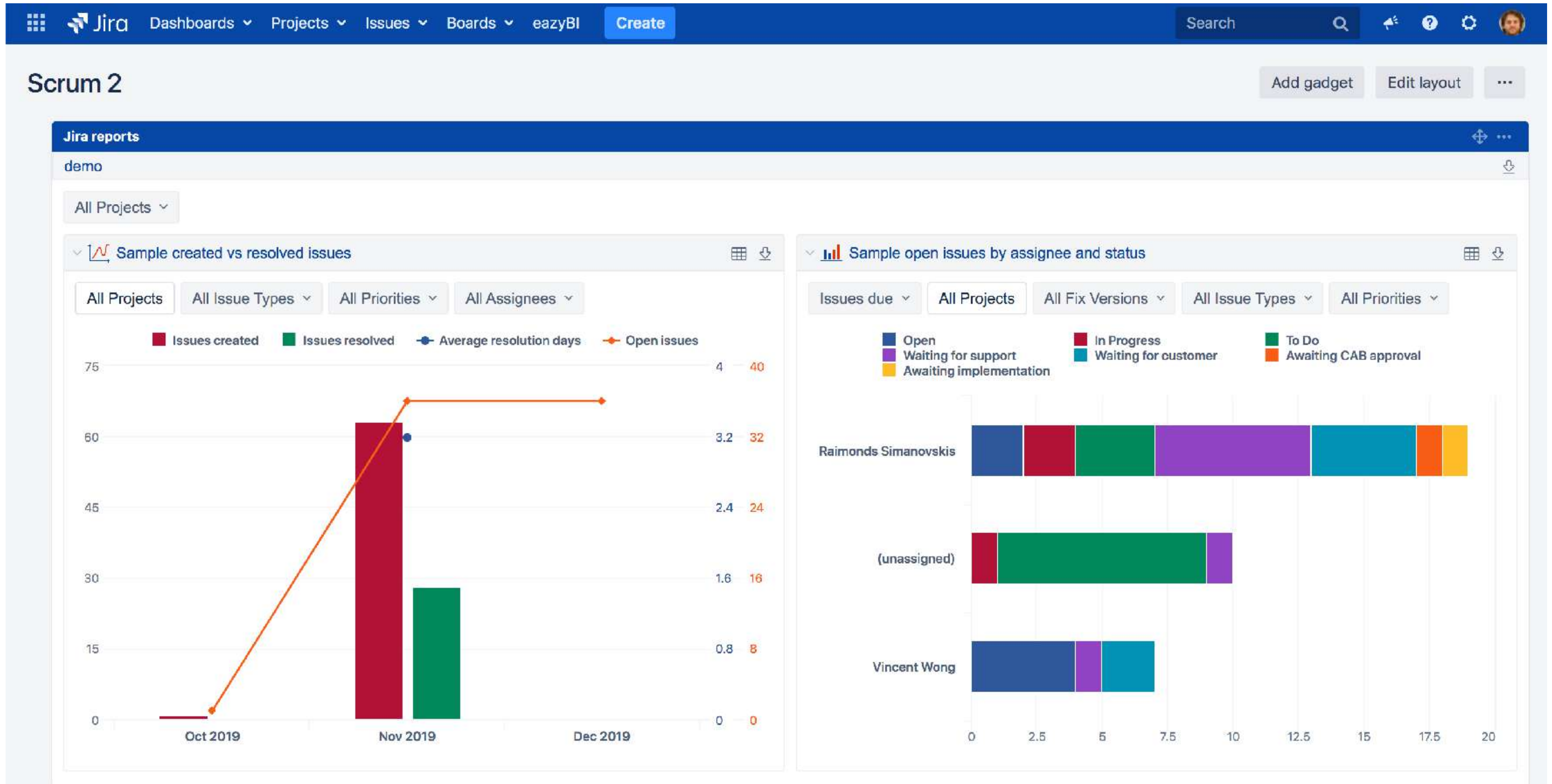
	(no	medium	Lowest	Blocker
+ IT Service Desk	(no component)			1
+ Scrum	(no component)	14		
+ IT Service Desk	Intranet			
	Jira			
	Public Website			

- Drill across
- ➔ Select this
- 🔖 Bookmark
- 🗑 Remove
- ↕ Order by >
 - ↑ Ascending
 - ↓ Descending
 - × None
- ↓ Top rows >
- ↑ Bottom rows >
- 🔍 Filter rows >
- 📄 Cell formatting

More Standard Colors for Charts



Compatible with Atlassian Design



New Sample Reports

[Home](#) > [Samples Jira Issues](#)

 Average resolution time and trend (Lead time)	 Average time in status (Cycle time)	 Created issues over time by current status
 Created vs resolved issues over time	 Cumulative flow diagram	 Estimated and logged hours in version
 Total resolved issues from created	 Unresolved issues by assignee and status	 Unresolved issues by component and priority
 Unresolved issues by statuses over time	 Version progress %	

[Home](#) > [Samples Time Tracking](#)

 Estimated and logged hours in version	 Logged hours by project and user over last weeks	 Logged hours by user in current week
---	--	--

Additional Standard Calculations

	Issues created	Issues created previous period	Issues created previous period change
+ Sep 2017	670		
+ Oct 2017	850	670	25.37%
+ Nov 2017	820	850	-3.53%
+ Dec 2017	850	820	3.66%
+ Jan 2018	850	850	0.00%
+ Feb 2018	770	850	-9.41%
+ Mar 2018	850	770	10.39%
+ Apr 2018	820	850	-3.53%
+ May 2018	850	820	3.66%
+ Jun 2018	820	850	-3.53%
+ Jul 2018	850	820	3.66%
+ Aug 2018	850	850	0.00%
+ Sep 2018	150	850	-82.35%

- Drill into >
- Edit calculated
- Add calculated >
 - Statistical >
 - % of total
 - Cumulative sum >
 - Linear trend
 - Time ago >
 - previous period
 - previous period change
 - previous period change %
 - month ago
 - month ago change
 - month ago change %
 - year ago
 - year ago change
 - year ago change %
 - Empty as 0
- Select this
- Remove
- Order by >
- Top rows >
- Bottom rows >
- Filter rows >
- Cell formatting

Report Specific Calculated Measures (Upcoming Feature)

Measures

Filter measures by name

> Predefined

> User defined

Dummy edit test parse date = edit

test formula = edit test formula again

test autocomplete = edit test TokenMe

test matches = edit Time level full nam

test2 show 1 measure

Define new calculated measure

Report specific

Issues created from total % = edit

Define new report specific calculated m

Define report specific calculated member formula

[Measures].[Issues created from total %] =

```
1 [Measures].[Issues created] /  
2 (  
3   [Measures].[Issues created],  
4   [Time].CurrentHierarchy.DefaultMember  
5 )
```

Formatting Decimal percentage

Read [calculated members tutorial](#) to learn about calculated member formulas. You can select members, operators and frequently used functions from sidebar to insert them into calculated member formula.

Root members

- Issues created
- Issues due
- Issues resolved
- Issues with due date
- Issues last updated
- Original estimated hours
- Remaining estimated hours
- Issues created count
- Issues due count
- Issues resolved count
- Hours spent
- Issues with hours spent

Update Delete cancel

Sprint Planned and Actual dates (Changes since Jira Software 8.7)

Predefined

Agile hide

Sprint start date = show

Sprint end date = show

Sprint actual start date = show

Sprint actual end date = show

[Measures].[Sprint actual start date] =

```
1 [Sprint].CurrentMember.get('Activated date')
```


Freeze Row Headers in Wide Tables

Table Bar Line Pie Scatter Timeline Map Gantt Gauge

Freeze header Vertical header

berdmorei

Issue key	Issue resolution date	Issue due date	Issue closed date	Issue reporter	Issue assignee	Issue type	Issue priority	Issue status	Issue resolution	Issue security level	Issue parent key	Issue sub-task keys	Issue open sub-task keys
BDMI-1 Hippocratic building ionosphere garlicky joggling rhinoceroses mestizoes Messianic		16 2017		Admin User	Janeth Jamieson	New Feature	Trivial	Resolved	Fixed	(none)			
BDMI-6 / BDMI-10 Expansively swinish subtrahends faultiness's ibis turniped trifles walking quickly				Levi Casebolt	Janeth Jamieson	Sub-task	Critical	Reopened	(unresolved)	(none)	BDMI-6		
BDMI-100 I've feting Edgardo fixing's gibberish Chinese cervix				Lincoln Greathouse	Admin User	New Feature	Major	Resolved	Fixed	(none)		BDMI-101,BDMI-102,BDMI-103,BDMI-104	BDMI-101,BDMI-103,BDMI-104
BDMI-998 / BDMI-1000 Coruscates kidders huckstered emotional equipoise's Bryon Arkansan's				Janeth Jamieson	Admin User	Sub-task	Major	Resolved	Fixed	(none)	BDMI-998		

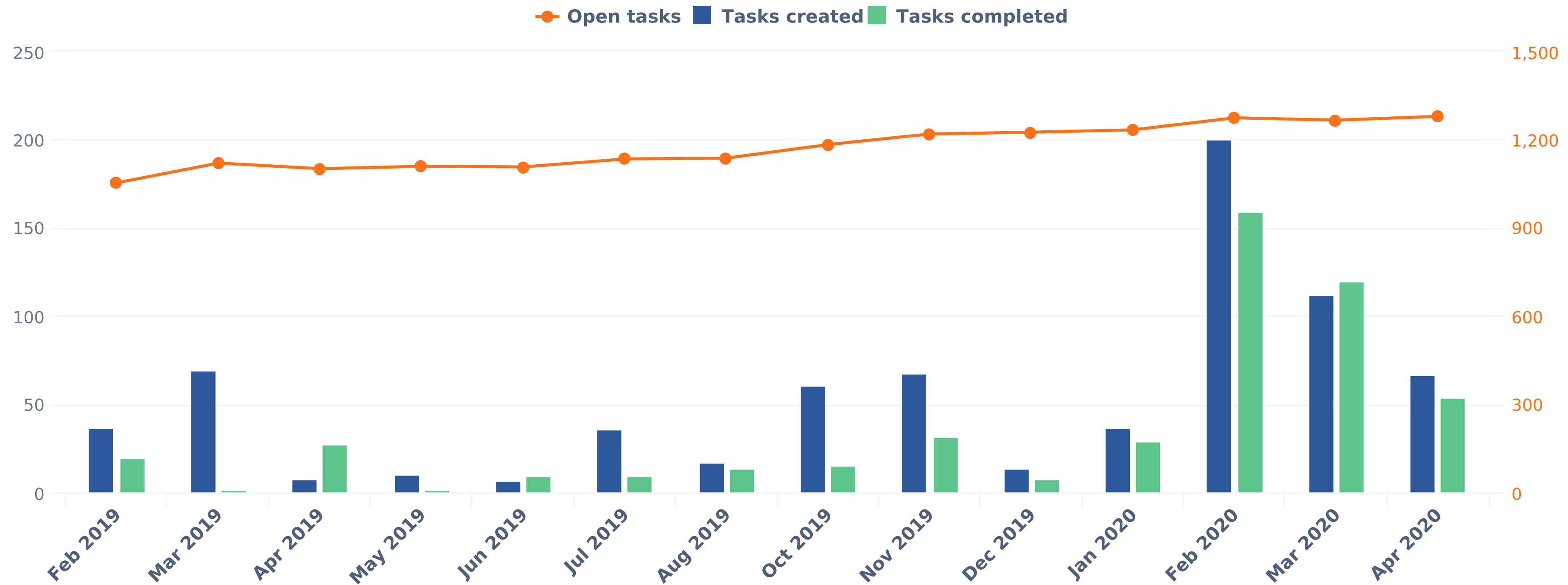
Confluence Page Inline Tasks Analysis

Predefined

Tasks hide

Tasks created Tasks due Tasks completed Tasks with due date Open tasks = show

All Space Categories All Spaces All Page Types All Labels All Task Assignees



Confluence Page Attachments Analysis

Predefined

Page attachments Page attachments size

Attachment properties [hide](#)

Attachment created date = [show](#) Attachment media type = [show](#) Attachment comment = [show](#)

Attachment version number = [show](#) Attachment author = [show](#) Attachment page = [show](#)

Attachment space = [show](#) Attachment space key = [show](#)

Pages / Attachments	Page attachments	Page attachments size ↓
+ Additional data import into Jira Issues cube	9	1.29 MB
+ Jira Software custom fields	13	1.19 MB
+ DevOps data import	8	1.18 MB
+ Analyze and Visualize	1	1.07 MB
+ Insight Asset Management	7	1.04 MB
+ Child process	5	1010 KB
+ eazyBI gadgets in Jira dashboards	8	916 KB
+ Jira Issues Import	25	849 KB

See More in 6.0 Changelogs

[**docs.eazybi.com/eazybijira/set-up-and-administer/changelog**](https://docs.eazybi.com/eazybijira/set-up-and-administer/changelog)

[**docs.eazybi.com/eazybiconfluence/set-up-and-administer/changelog**](https://docs.eazybi.com/eazybiconfluence/set-up-and-administer/changelog)

**New Training Videos
in co-operation
with Atlassian University**

Season 1, Episodes 1–7

docs.eazybi.com/eazybijira/learn-more/training-videos

Introduction to eazyBI

Get to know eazyBI and understand the basic concepts

Using charts I

Timeline chart customization

Import data into eazyBI

Overview of eazyBI accounts and data import into eazyBI

Using charts II

A quick overview of frequently used chart types.

Start building report

Learn how to create a new report in eazyBI

Sharing reports

Combine reports in a dashboard and share in Jira

Get reports from demo account

There is a collection of ready-made reports in the Demo account



Web Interface for Support Email Conversations

Contact Support

Contact Us

Please fill out this form to get in touch with us at eazyBI or send an email directly to support@eazybi.com

Your name *

Raimonds Simanovskis

Email address *

raimonds.simanovskis@gmail.com

Subject of your request *

Message *

Please provide as much detail as you can. The more specific you are, the easier we can help to diagnose the problem. You can also attach a screenshot or a document with more details about the problem.

Choose File No file chosen

Send Message

See previous conversations

eazyBI Support Hours

Monday through Friday

9am to 6pm Eastern European Time (EET)

7am to 4pm GMT/UTC

We try to respond to all requests within 24 hours but usually we get back to you sooner. Please see our support SLA.



Documentation

Try searching our [documentation](#) for faster answers to your questions.

System Status






Check the status of [eazyBI cloud services](#).

Team

eazyBI support is provided by our [eazyBI team members](#).

Previous Conversations

Recent 0 All 20

Subject	Created	Last activity ↓	Last answer by	Threads	Preview
testing Slack notifications	about a year ago	3 months ago	 Raimonds Simanovskis	26	new reply from eazyBI
[eazyBI] "Support" assignment: Some Subject is needed	3 months ago	3 months ago	 Eazybi	1	# Please type your reply above this line # Ticket #10: Some Subject is needed This ticket (#10) has been assigned to group 'Support', of which you are a member. To review the status of the ticket,...
Fwd: [Atlassian Marketplace] Feedback for eazyBI Reports and Charts for JIRA	2 years ago	2 years ago	 Raimonds Simanovskis	1	----- Forwarded message ----- From: Atlassian <noreply@mail.notifications.atlassian.com> Date: Thu, Jun 22, 2017 at 3:11 PM Subject: [Atlassian Marketplace] Feedback for eazyBI...
Fwd: [Atlassian Marketplace] Feedback for eazyBI Reports and Charts for JIRA	2 years ago	2 years ago	 Raimonds Simanovskis	1	----- Forwarded message ----- From: Atlassian <noreply@mail.notifications.atlassian.com> Date: Thu, Jun 22, 2017 at 1:30 PM Subject: [Atlassian Marketplace] Feedback for eazyBI...
test email sending	3 years ago	3 years ago	 Raimonds Simanovskis	1	Lorem ipsum dolor sit amet, consectetur adipisicing elit, sed do eiusmod tempor incididunt ut labore et dolore magna aliqua. Ut enim ad minim veniam, quis nostrud exercitation ullamco laboris nisi...

Detailed Conversation

testing Slack notifications

Please fill out this form to get in touch with us at eazyBI or send an email directly to support@eazybi.com

Message*

Choose File No file chosen

Send or [Back to list](#)

**Raimonds Simanovskis**3 months ago

new reply from eazyBI

**Raimonds Simanovskis**3 months ago

testing very short reply

An aerial view of a city at night, with a red-to-blue gradient overlay. The text "Thank you!" is centered in the upper half of the image.

Thank you!

Questions?
(in Slack)