



Community Day 2022

Raimonds Simanovskis
Founder & CEO

WE STAND WITH

UKRAINE



April 8, 2022 / Las Vegas

eazyBI Community Day 2022 in Las Vegas

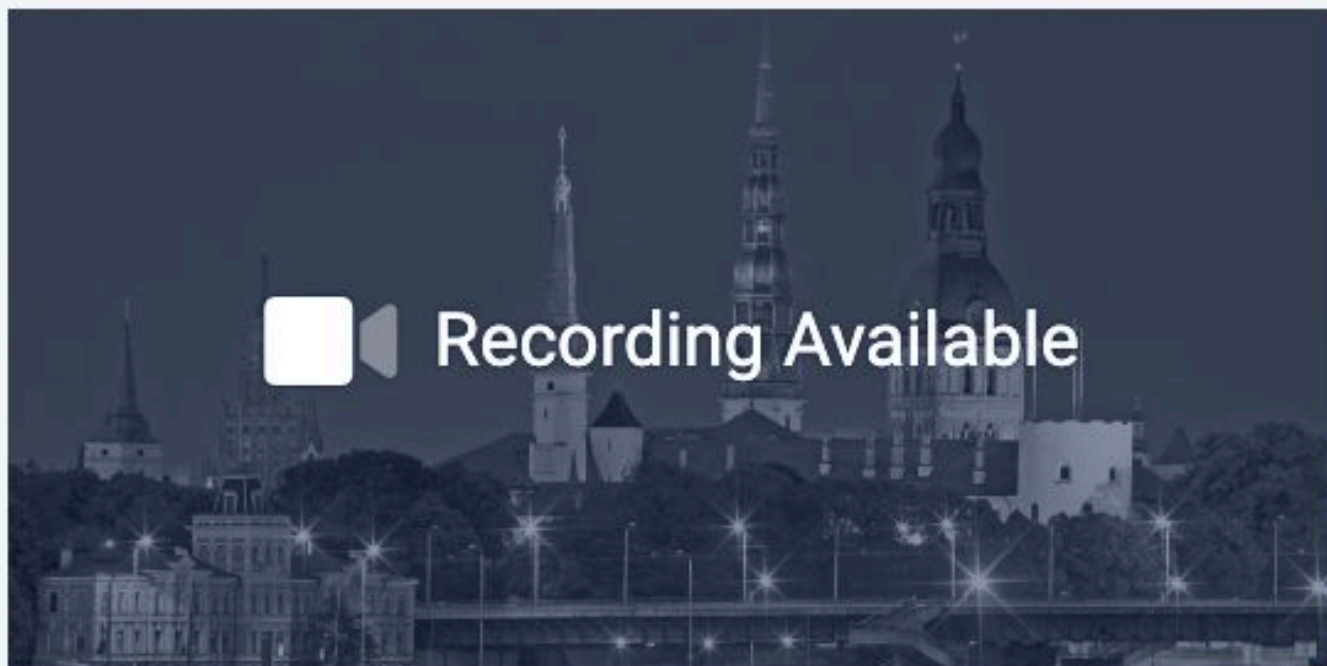
Finally, after several years of remote isolation, eazyBI Community Day 2022 is back in Las Vegas. Join us right after Atlassian's Team '22 to learn from top experts and long-time users, gather insights, and get new ideas.



May 6, 2021 / Online Live-stream

eazyBI Remote Community Day 2021

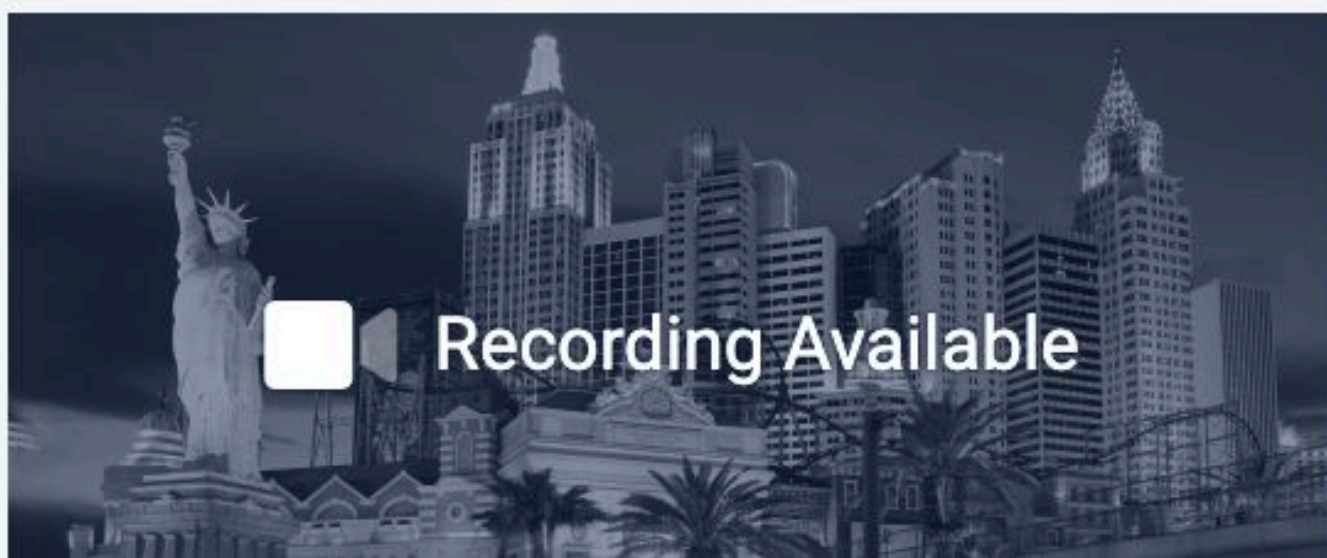
Just like the previous year, due to ongoing limitations, eazyBI Community Day took place on-line. While the event is now over, all presentations and topics have been recorded and will be available in the next weeks.



May 14, 2020 / Online Live-stream

eazyBI Remote Community Day 2020 | EUROPE

This year eazyBI Community Day was hosted REMOTELY from a comfort of your chair – no travel, no hassle, no worries. While the live event is over, you still have a chance to watch all the recorded sessions on-line.



April 03, 2020 / Online Live-stream

eazyBI Remote Community Day 2020

While we could not travel, we could still connect remotely – no travel, no hassle, no worries. The live event is over, but you still have a chance to watch all the recorded sessions on-line.

Agenda

9:00 AM PDT	Opening Keynote, Latest Features, Future Plans	Raimonds Simanovskis
9:40 AM PDT	Tips & Tricks: How to Benefit from Latest eazyBI Features	Gerda Zandersone
10:10 AM PDT	Statistical Insights: From One-Click Solutions to Advanced Calculations	Jānis Plūme
10:40 AM PDT	Break, Discussions, One-on-Ones	
11:30 AM PDT	Project Portfolio Management (PPM) Reporting in eazyBI	Fabian Lim
11:50 AM PDT	Lightning Talks	
12:30 PM PDT	Lunch Break	
1:30 PM PDT	eazyBI at Scale: Manage eazyBI in Large-Scale Jira Instances	Daina Tupule
2:00 PM PDT	Usage Statistics: Analyze eazyBI Report Performance with eazyBI	Jānis Baiža
2:30 PM PDT	MDX the Easy Way: Build Your MDX Calculations Gradually	Ilze Leite-Apine
3:00 PM PDT	Coffee Break, Discussions, One-on-Ones	
3:50 PM PDT	Filter Data: How to Translate JQL to eazyBI	Zane Baranovska
4:20 PM PDT	How to Lie With Reports: Tips to Improve Your Data Literacy	Jānis Gulbis
4:40 PM PDT	Wrap-up & Closing	

Zoom Q&A

eazybi-community.slack.com

community.eazybi.com

all categories ▶






all tags ▶

Categories

Latest

Top

Category	Topics
Questions & Answers Ask your questions when you need help to build eazyBI reports or import some specific source data. Do not post your sensitive information here. If you are an eazyBI customer and want to reach eazyBI support then please contact eazyBI support .	3.6k
Events Discussions related to specific events organized by eazyBI. <ul style="list-style-type: none">eazyBI Community Day 2021eazyBI Remote Community Day 2020eazyBI Community Day 2019 Las VegaseazyBI Community Days 2019 RigaeazyBI Community Days 2018eazyBI Community Days 2017	20
Tips & Tricks Useful examples of eazyBI reports, calculated members, data imports that you would like to share with other eazyBI users. <ul style="list-style-type: none">Getting Started Email Course	27
Feature Requests Please post your ideas about new eazyBI features or comment and like ideas by others. Please describe the business need why you need any particular feature as it will help eazyBI team to better understand and prioritize it.	131

Latest	
 Report on custom field data stored in separate issue, related by label type custom field <ul style="list-style-type: none">Questions & Answers calculatedmembers, javascript, custom-field	4 12m
 Issue Hierarchy Multilevel <ul style="list-style-type: none">Questions & Answers	0 4h
 Calculating release time for issues which dont have release date ones <ul style="list-style-type: none">Questions & Answers	3 4h
 How can I create a report to view total time spent based on components <ul style="list-style-type: none">Questions & Answers jira, component	1 6h
 How to calculate committed story points removed <ul style="list-style-type: none">Questions & Answers	1 6h

eazyBI Team



Raimonds Simanovskis
Founder



Ilze Leite-Apine
Customer Support



Mārtiņš Vanags
Customer Support



Jānis Plūme
Customer Support



Zane Baranovska
Customer Support



Roberts Čāčus
Customer Support



Gerda Zandersone
Customer Support



Oskars Laganovskis
Customer Support




Nauris Māļītis
Customer Support




Jānis Vītums
Software Developer



Jānis Justaments
Software Developer



Jānis Baiža
Software Developer



Gatis Tomsons
Software Developer



Jānis Liepa
Software Developer



Jānis Vanags
Software Developer



Rolands Bondars
Software Developer



Aleksandrs Jemeljanovs
Software Developer



Lauma Cīrule
Software Developer




Daina Tupule
Software Developer



Jānis Gulbis
Marketing Manager



Evita Legzdiņa
Marketing Manager



Jānis Celms
Designer



Marta Vītola
Designer



Līva Pavasare
Administrative Assistant



Eila Savicka
Accountant

eazyBI goes up to 11



Atlassian Partner Awards



Latest Features

- > Getting Started
- ∨ Set Up and Administer
 - > Atlassian Cloud
 - ∨ Atlassian Server and Data Center
 - Installation on Jira
 - Dedicated nodes for Data Center
 - Child process
 - System administration tasks
 - Additional settings
 - Advanced settings
 - Troubleshooting
 - Export to PDF
 - Cloning of eazyBI environments
 - Export of large tables to Excel or CSV
 - Database migration
 - Usage statistics
 - eazyBI for Jira Server Security Statement
 - ∨ Changelog - eazyBI for Jira
 - Previous changes in eazyBI for Jira
- > Manage accounts
- > Customization
 - Log4j Vulnerability Statement
- > Data Import
- > Analyze and Visualize
- > Publish Reports
- > Learn More

Changelog - eazyBI for Jira

eazyBI for Jira

i eazyBI for Jira Cloud is updated automatically and you always have the latest version.

We recommend using the latest version of eazyBI for Jira Server to get the latest features and bug fixes.

6.4.2 / Released Feb 10, 2022

Fixed in this release:

- Fixed performance of large report export to Excel.
- Fixed invalid number formatting in Excel export.
- Fixed error when no Jira custom fields are available.
- Fixed Bitbucket import of pull requests with missing branches.
- Fixed Insight import of Unicode characters when using MS SQL.
- Do not use a proxy server when connecting to the child process.

6.4.1 / Released Nov 29, 2021

Fixed in this release:

- Retry saving of import job status after database connection is lost.
- Fixed Tempo Logged by Team import in some specific cases.
- Fixed Tempo Timesheets import when using MS SQL Server.
- Fixed Xray import performance by increasing the batch size.
- Fixed import of issues without summary.
- Show bidirectional Unicode characters in code editors.
- Fixed database migration when importing from a zip file.
- Fixed table optimization (automatic vacuum) on PostgreSQL.
- Improved database table size calculation performance on PostgreSQL.
- Fixed too frequent changes of d_time table which caused errors on MS SQL Server.
- Fixed update of integer field limit on Oracle.

eazyBI 6.4 features highlights

- **Conditional formatting in charts**
- **Separate Save As button, save copy of sample reports**
- **Convert report-specific to user-defined measures**
- **New Sprint, Issue Type hierarchies**
- **Custom hierarchies in Jira custom field dimensions**

Conditional formatting in charts

Show available dimensions

Columns > Measures

Table Bar Line Pie Scatter Timeline Map Gantt Gauge

✕ ↶ ↷ 💬 ⬇ Total Freeze header

2021

Pages

> Time

Rows Nonempty

Time

> All hierarchy level members

> Drill into or expand

Pages

	Issues created ↕
+ Jan 2021	38
+ Feb 2021	77
+ Mar 2021	74
+ Apr 2021	48
+ May 2021	56
+ Jun 2021	34
+ Jul 2021	42
+ Aug 2021	31
+ Sep 2021	54
+ Oct 2021	60
+ Nov 2021	47
+ Dec 2021	46

Separate "Save" and "Save as" buttons

Issues > Samples Jira Issues > Created vs resolved issues over time

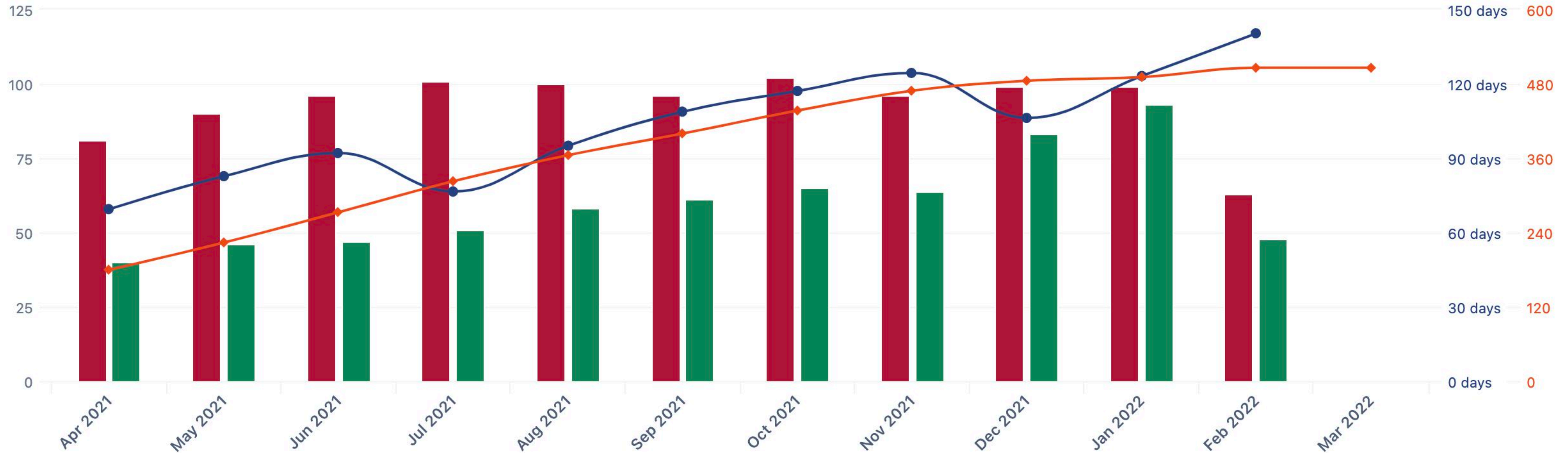
Save Save as New Open ...

Table Bar Line Pie Scatter Timeline Map Gantt Gauge

Hide empty Total Area Data labels Axes options Font size

Last 12 months All Projects All Issue Types All Priorities All Assignees

Issues created Issues resolved Average resolution days Open issues



Convert report-specific to user-defined measure

Define report specific calculated member formula

[Measures].[Open issues in version at rele] =

```
1 SUM(Filter(  
2     [Fix Version].[Version].Members,  
3     DateInPeriod(  
4         [Fix Version].CurrentMember.get('Release date'),  
5         [Time].CurrentHierarchyMember  
6     ) AND ([Time].CurrentHierarchy.DefaultMember,  
7         [Measures].[Issues created]) > 0),  
8     -- open issues in version at release date  
9     CoalesceEmpty([Measures].[Open issues],  
10    [Time].CurrentHierarchy.Levels("Day").DateMember(  
11        [Fix Version].CurrentMember.get('Release date')  
12    )),0 )
```

Formatting default ▾

Read [calculated members tutorial](#) to learn about calculated member formulas. You can select members, operators and frequently used functions from sidebar to insert them into calculated member formula.

Root members

Issues created Issues due
Issues resolved Issues closed
Issues with due date
Issues last updated
Original estimated hours
Remaining estimated hours
Issues created count
Issues due count
Issues resolved count
Issues closed count Hours spent
Issues with hours spent

Convert to shared user defined.

Update

Delete

cancel

New Sprint, Issue Type hierarchies

> Select individual members

▼ All hierarchy level members

Select all members at level

Board 4 Sprint 112

By status

Status 3 Board 7 Sprint 112

	Issues created
– All Sprints	1,835
+ (none)	641
+ Active	52
+ Closed	1,142

> Select individual members

▼ All hierarchy level members

Select all members at level

Board 4

Sprint 112

By status

Status 3

Board 7

Sprint 112

Issues created

– All Sprints

1,835

+ (none)

641

+ Active

52

+ Closed

1,142

New Sprint, Issue Type hierarchies

> Select individual members

▼ All hierarchy level members

Select all members at level

Board 4 Sprint 112

By status

Status 3 Board 7 Sprint 112

	Issues created
– All Sprints	1,835
– (none)	641

> Select individual members

▼ All hierarchy level members

Select all members at level

Issue Type 6

By name

Name 6 Project Issue Type 6

By type

Type 2 Issue Type 6

> Drill into or expand

	Issues created
– All Issue Types by type	1,835
– Standard	1,405
Story	759
Bug	556
Epic	90
– Sub-Task	430
Sub-task	159
Data task	140
Test task	131

Latest Features in Cloud

**Upcoming in version 6.5
for Server and Data Center**

Nonempty page selection

Pages Nonempty

- > Project
- > Issue Type

Columns > Measures

Table Bar Line Pie Scatter Timeline

Hide empty Total

Rows Nonempty

- > Time

berdmorei | All Issue Types

- All Issue Types
- Bug
- New Feature
- Task
- Improvement
- Sub-task

single multiple

+ Sep 2017	
+ Oct 2017	
+ Nov 2017	
+ Dec 2017	
+ Jan 2018	
+ Feb 2018	77
+ Mar 2018	85
+ Apr 2018	82
+ May 2018	85
+ Jun 2018	82
+ Jul 2018	85
+ Aug 2018	85
+ Sep 2018	15

Pages Nonempty

- > Project
- > Issue Type

Columns > Measures

Table Bar Line Pie Scatter Timeline

Hide empty Total

Rows Nonempty

- > Time

IT Service Desk | All Issue Types

- All Issue Types
- Incident
- Service Request
- Change
- Problem

single multiple

+ Oct 2018	Issue crea
------------	------------

Edit dashboard pages

[Add report](#) [Expand all](#) [Collapse all](#) [Add description](#) [Save changes](#) [Copy dashboard](#) [Delete dashboard](#)

Pages

Nonempty

Hide common dimensions

> Project

> Assignee

> Priority

All Projects

All Assignees

All Priorities

Project progress %

Page

Frame

Left

Right

100%



All Projects

All Issue Types

All Assignees

All Priorities

Issues created

To Do In Progress Done

All Projects

488 (26.6%)

18 (1.0%)

1,329 (72.4%)

0% 5% 10% 15% 20% 25% 30% 35% 40% 45% 50% 55% 60% 65% 70% 75% 80% 85% 90% 95% 100%

Define and analyze issue cycles

Issue cycles

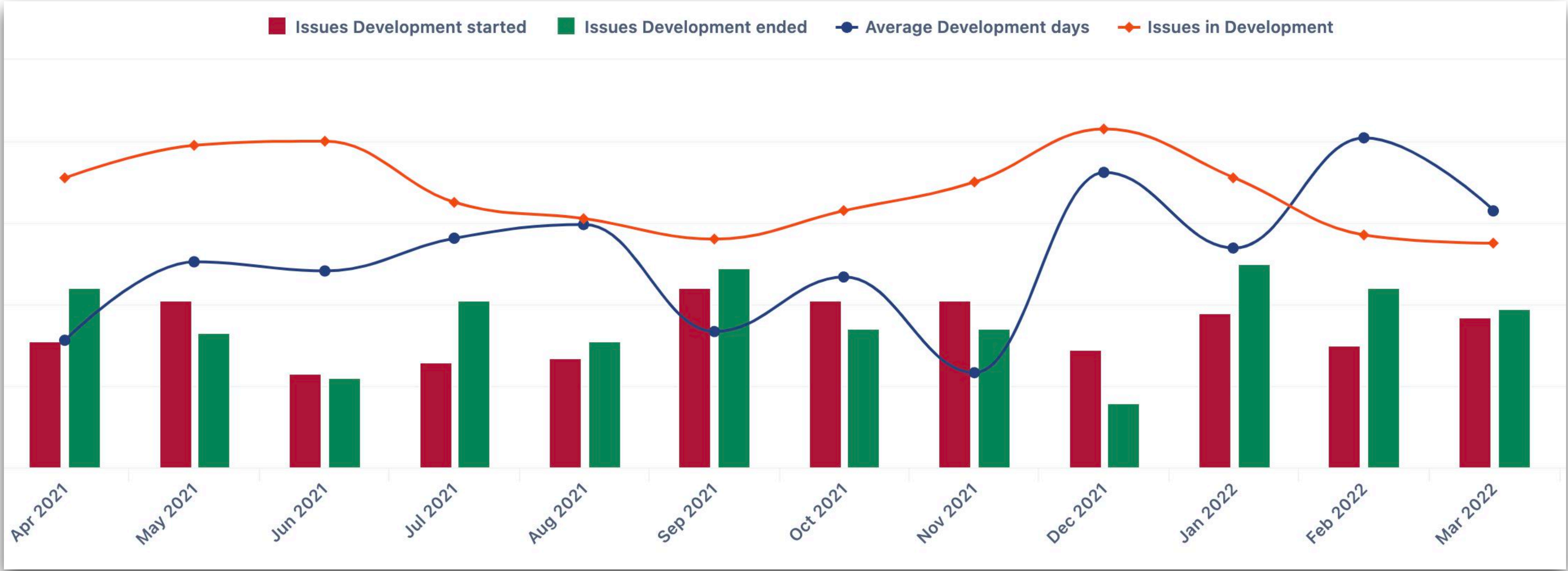
[Read more about Issue cycles import.](#)

Import Progress cycle for "In Progress" status category

: | [Delete](#)

[Add new cycle](#)

Define and analyze issue cycles





Collapse reports in dashboards


eaZyBI Home Source Data Analyze **Dashboards** Jira (old) ? ? ? ? ?

overview by time issue overview **Jira Issues Dashboard** demo labels New Edit ? ? ? ? ?

All Projects ▾ All Issue Types ▾

>  History of unresolved issue statuses

>  Issues resolved and resolution days

>  Created vs resolved issues

Demo ★ Refresh ↻ Edit ✎ ...

eazyBI Jira dashboard ↶ [] ↷

> Jira Issues Dashboard

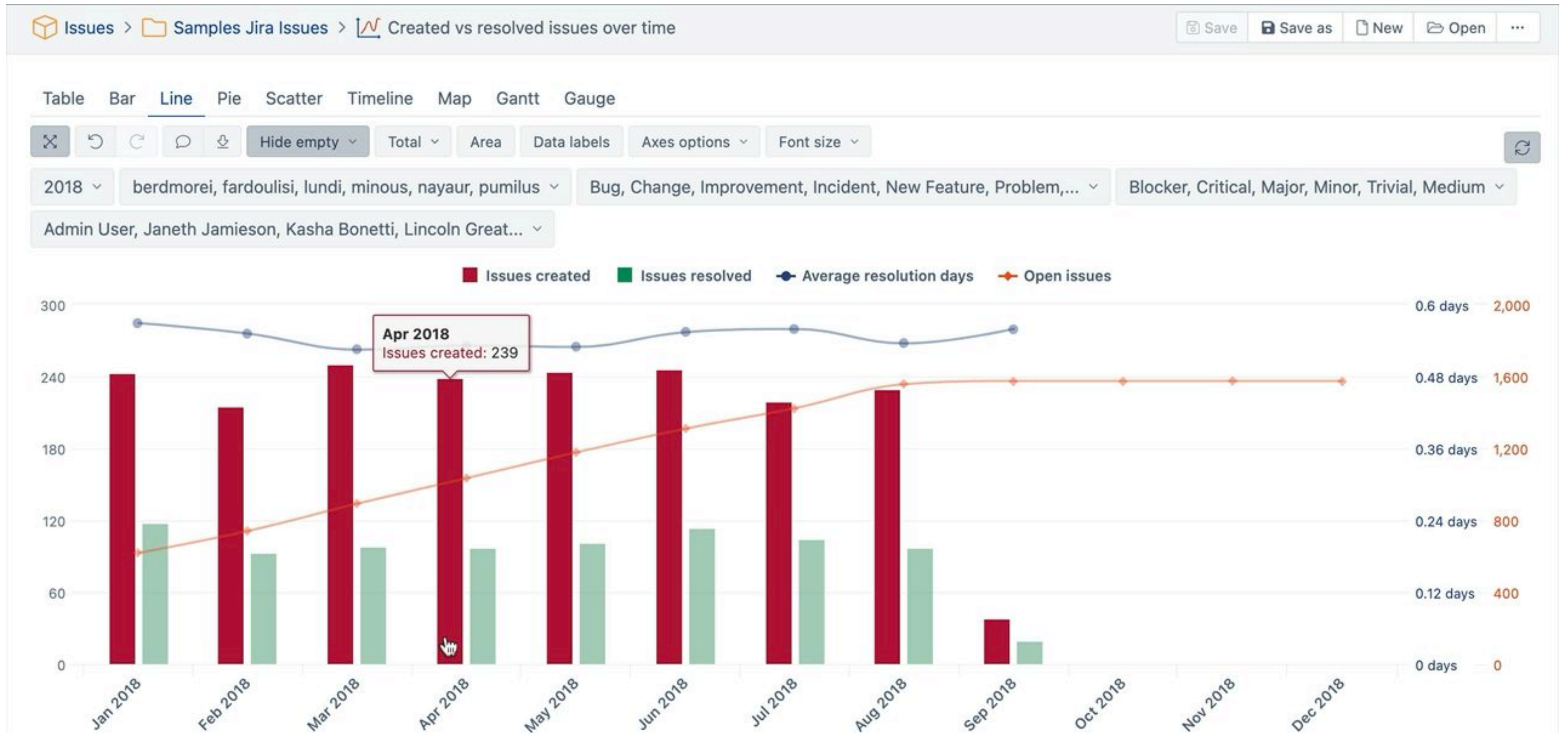
eazyBI Jira report ↶ [] ↷

> Created vs resolved issues over time

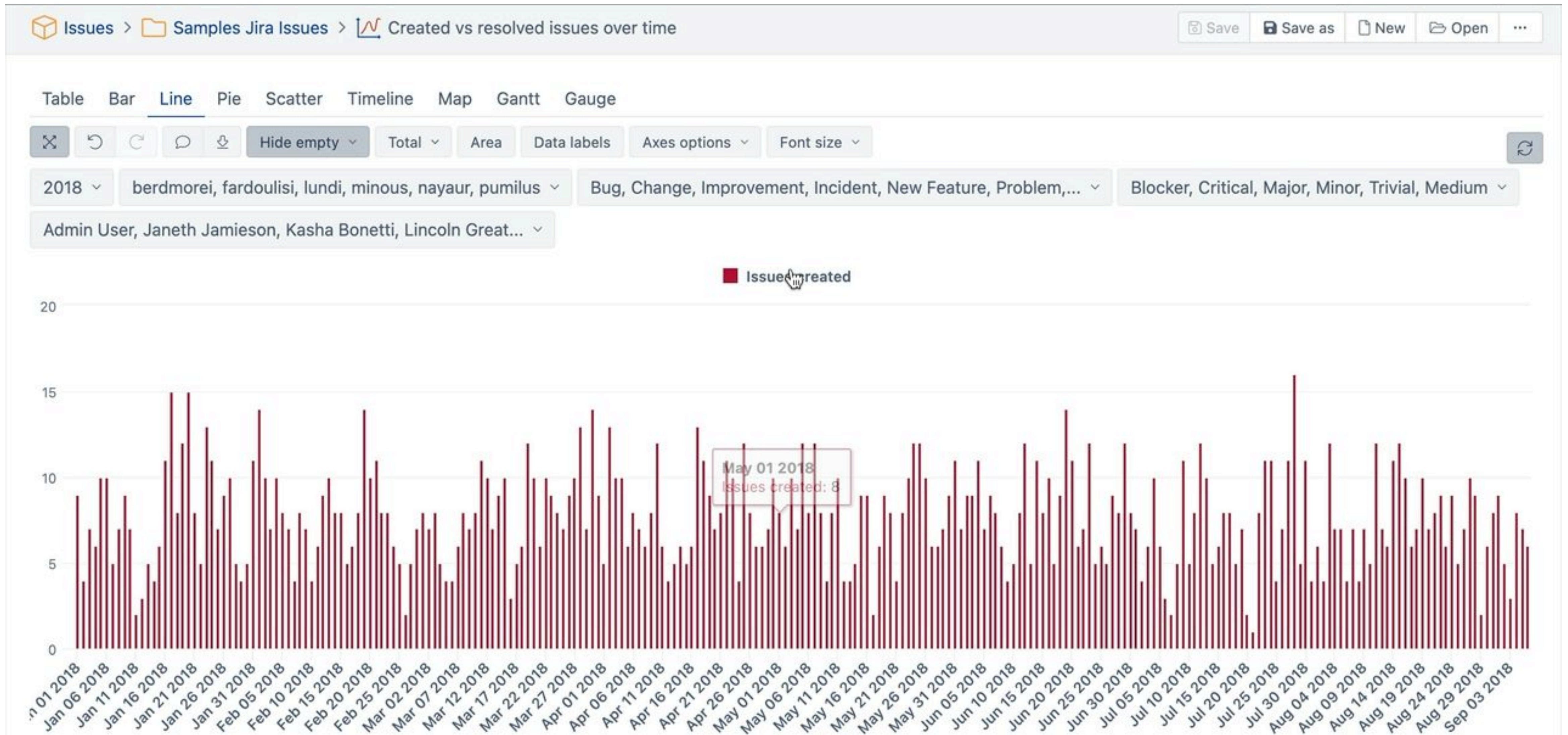
Performance – multiple page selection



Performance – drill through



Performance – standard calculations



New MDX functions

- **ConstantValue, ConstantColumnValue**
- **PreviousValue, PreviousRowValue**
- **CumulativeSum**
- **DateDiffWorkHours**
- **Profiling**

Tempo required hours from workload schemas

Tempo	
Read more about Tempo import .	
Tempo API access token	<input type="text"/> Enter the Tempo API user access token from the API Integration page.
Tempo Timesheets worklog attributes	<input type="text"/> Select checkbox or list worklog attributes that should be imported as easyBI dimensions.
Tempo Planner	<input type="checkbox"/> Import planning data from the Tempo Planner. Tempo Planned hours measure will be created and mapped to respective dimensions according to the planning items used for planning.
Import required hours	<input type="checkbox"/> Import the Tempo required hours measure

Latest Features

Cloud-specific

Cloud integrations

- **Jira Service Management Insight data import**
- **Xray Cloud data import improvements**

Integration with Oomnitza



Solutions ▾

Product

Integrations

Resources ▾

Company ▾

BOOK A DEMO

Enterprise Technology Management

Manage and secure endpoints, applications, infrastructure, and networking. Automate lifecycle processes, from purchase to end-of-life, ensuring your technology is secure, compliant, and up-to-date.



Usage statistics in Cloud

easyBI Home Source Data Analyze Dashboards

easyBI ? ⚙️ 👤

Settings
All accounts

Site settings

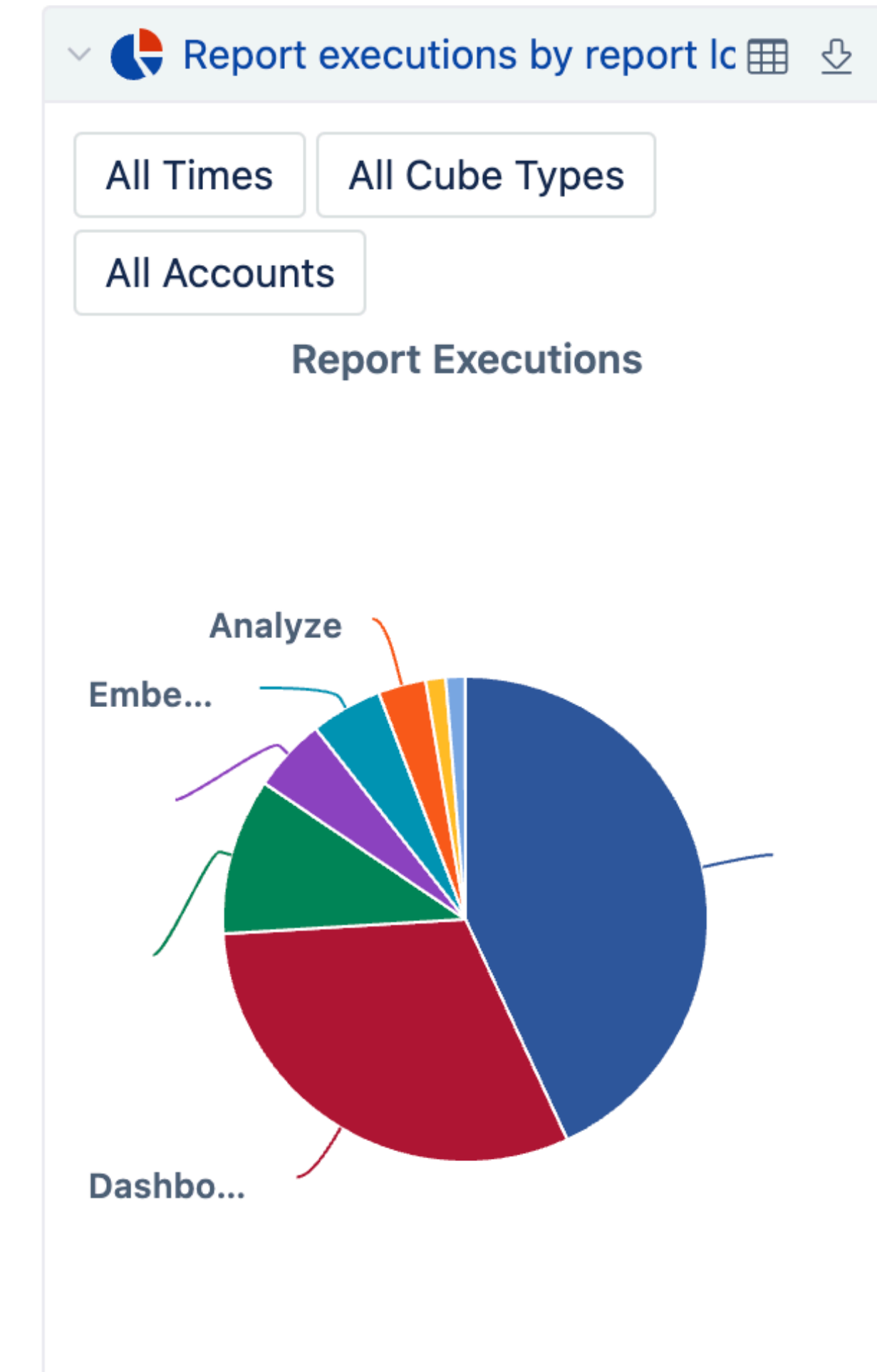
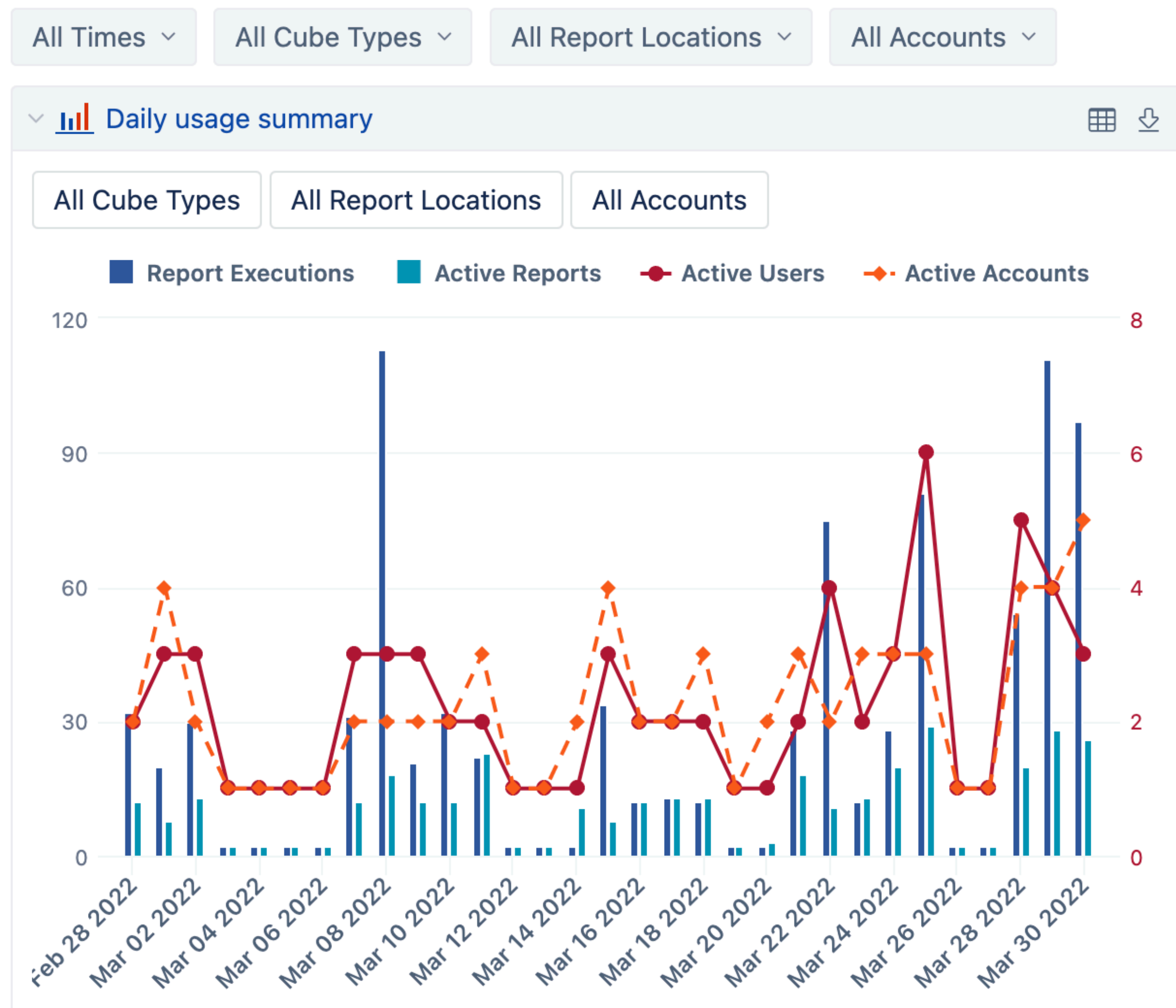
General Advanced settings

General settings

Usage statistics	<input checked="" type="checkbox"/> Read more about usage statistics in the documentation page.
Template accounts	<input checked="" type="checkbox"/> Read more about template accounts in the documentation page.
Support access	<input checked="" type="checkbox"/> Allow access to imported data and reports to easyBI support (only when solving issues or troubleshooting reports).

Update settings

Usage statistics in Cloud



Upcoming Features

**Simple things easy,
complex things possible**

Improved source column mapping in REST API, SQL, Files Import

key	...	id	...
string	<div style="border: 2px solid red; padding: 5px;"><ul style="list-style-type: none">Clone column+ Add calculated column+ Add count measure</div>		
Project Key			
add level	add level		
Key column <div style="border: 2px solid red; padding: 2px;">edit</div>	Big integer edit		

Advanced options: key

- ID column
- Key column
- Name column
- Ordinal column
- Skip missing
- Delete missing

Limit

Property name

Custom JavaScript code

```
1 if (value) {  
2   return value.toLowerCase();  
3 }
```

Use the current column `value` or other `doc.other_column_name` values and `return` the modified value. Only original column values are used in calculations. For more details see the [documentation](#).

OK cancel

Custom fields advanced settings

eazyBI settings

Advanced settings

Advanced settings

Please see the advanced settings help page.

1

```
1 # Numeric scripted field "Size"
2 [jira.customfield_12345]
3 data_type = "integer"
4 measure = true
5
6 # select list with users "Idea owner"
7 [jira.customfield_16789]
8 data_type = "string"
9 dimension = true
10
11 # Category and project
12 [jira.customfield_10501]
13 data_type = "string"
14 dimension = true
15 levels = ["Category", "Project"]
16 split_by = "|"
```

2

Update advanced settings

Improved custom fields advanced settings

Jira import options

General Add-ons **Custom fields** Additional options

Custom fields

After projects selection, you can select available custom fields which you would like to import. Read more about custom fields import in the [Jira custom fields documentation](#).

Custom field	Import as dimension	Import as measure	Import as property	Import value changes	Advanced settings
Additional comments			<input type="checkbox"/>		
Approvers	<input type="checkbox"/>		<input type="checkbox"/>		Edit
Business Lines	<input type="checkbox"/>		<input type="checkbox"/>		
Business Value		<input type="checkbox"/>	<input type="checkbox"/>	<input type="checkbox"/>	

Advanced settings: customfield_10605

Setting	Default value	User defined value
Display name	Approvers	<input type="text"/>
Data type	string	<input type="text" value="string"/>
Limit		<input type="text"/>
Dimension	<input checked="" type="checkbox"/>	<input type="checkbox"/>
Multiple values	<input checked="" type="checkbox"/>	<input checked="" type="checkbox"/>
Split by	,	<input type="text"/>

[Add additional advanced settings](#)

[Add custom JavaScript code](#)

Read more about custom field advanced settings in the [documentation](#).

OK cancel

New JavaScript calculated custom field

Calculated Custom fields

[Read more about Calculated custom fields](#)

Custom field	Import as dimension	Import as measure	Import as property	Import value changes	Advanced settings
Age since updated interval	<input checked="" type="checkbox"/>	<input type="checkbox"/>	<input type="checkbox"/>	<input type="checkbox"/>	Edit

[Add new calculated field](#)

Advanced settings: New custom field

Setting	User defined value
Internal name	<input type="text" value="updated_age_ts"/>
Display name	<input type="text" value="Age since updated interval"/>
Data type	<input type="text" value="integer"/>
BigInt	<input type="checkbox"/>
Dimension	<input checked="" type="checkbox"/>
Measure	<input type="checkbox"/>
Multiple values	<input type="checkbox"/>

Additional advanced settings

```
1 time_unit = "seconds"
2 time_interval = "age"
3 intervals = "/10"
4 interval_unit = "days"
```

Custom JavaScript code

```
1 if (!issue.fields.resolutiondate) {
2   return Math.floor(Date.parse(issue.fields.updated) / 1000);
3 }
```

Use JavaScript code to modify the custom field value.

Test custom JavaScript code with the issue [Show](#)

[Read more about custom field advanced settings in the documentation.](#)

[OK](#) [cancel](#)

DevOps metrics from Jenkins

DevOps	
<input checked="" type="checkbox"/> Import DevOps data. Read more in DevOps data import documentation .	
Bitbucket application link name	<input type="text" value="Bitbucket"/> ▼ Select the Bitbucket application link from which you would like to import data into eazyBI.
Select Bitbucket projects	<input type="text" value="Calculator App"/> × Select the Bitbucket projects which you would like to import into eazyBI.
Bamboo application link name	Atlassian Bamboo Latest
Select Bamboo projects	<input type="text" value="Calculator App"/> × Select the Bamboo projects which you would like to import into eazyBI.
Jenkins URL	<input type="text" value="http://localhost:8080"/>
Jenkins username	<input type="text" value="admin"/>
Jenkins API token	<input type="text" value="*****"/> The API token, or password, of the username to use to authenticate with.
Select Jenkins projects	<input type="text" value="Calculator"/> × Select the Jenkins projects which you would like to import into eazyBI.
Incident issue types	<input type="text" value="Bug"/> × <input type="text" value="Incident"/> × Select Issue types you would like to be counted as incident issues

Dashboard email subscriptions: for other users, for groups

Dashboard email subscriptions

[My subscriptions](#) [Other users' subscriptions](#) [Group subscriptions](#)

Time zone (GMT-08:00) Pacific Time (US & Canada) ▾

Dashboard	Mon	Tue	Wed	Thu	Fri	Sat	Sun	Days of a month	hours:min	
demo	<input checked="" type="checkbox"/>	<input type="checkbox"/>	<input type="checkbox"/>	<input type="checkbox"/>	<input type="checkbox"/>	<input type="checkbox"/>	<input type="checkbox"/>	<input type="text"/>	<input type="text" value="08:00"/>	Delete
Show all										Add







[Send test email](#) [Save](#) [Cancel](#)

Selected dashboards will be exported to PDF and sent to your email as attachments. Please select days of a week or enter comma separated days of a month, and select the time when a dashboard should be sent. Set your time zone below the list of dashboards.

Conditional Alerts

Cell formatting for: Issues created Custom formula

Range Exact value Regular expression Top/Bottom Heatmap

	Min	Max	Text	Background	Bold	Sample	Alert	
⋮		50	Default ▾	 ▾	<input type="checkbox"/>		<input type="checkbox"/>	Delete
⋮	51	100	Default ▾	 ▾	<input type="checkbox"/>		<input checked="" type="checkbox"/>	Delete
⋮	101		Default ▾	 ▾	<input type="checkbox"/>		<input checked="" type="checkbox"/>	Delete

Add new rule

	Issues created	Issues resolved	Open issues
+ Aug 2018	146	65	873

Conditional Alerts

Hello Raimonds Simanovskis!

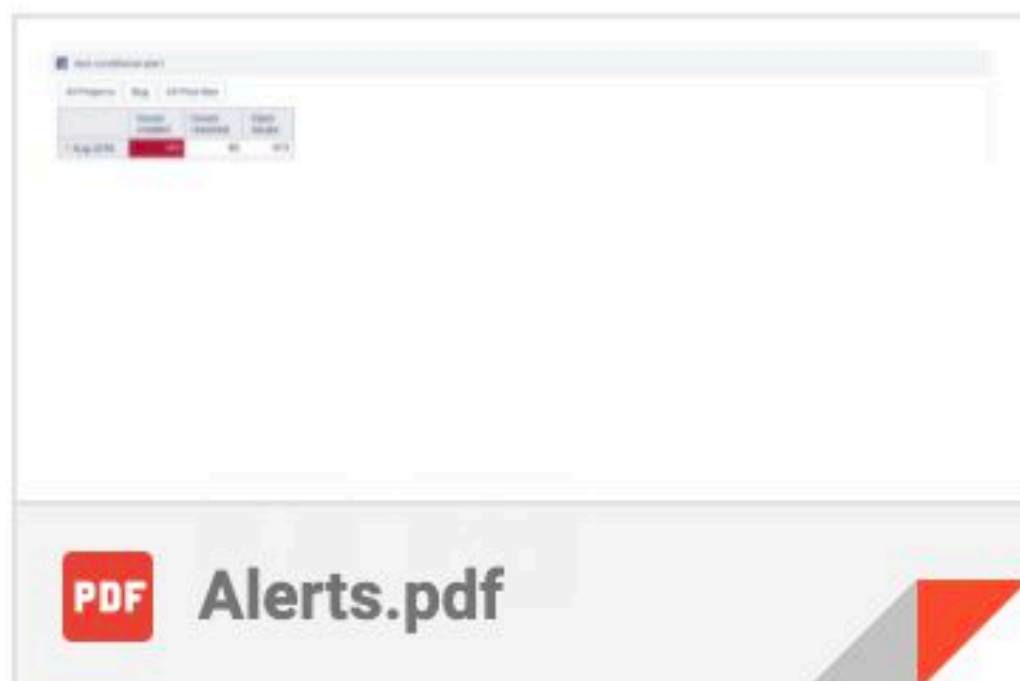
Conditional alert has been triggered for the following reports.

Please see the attached dashboard from the eazyBI account **JIRA demo**.

Kind regards,
eazyBI

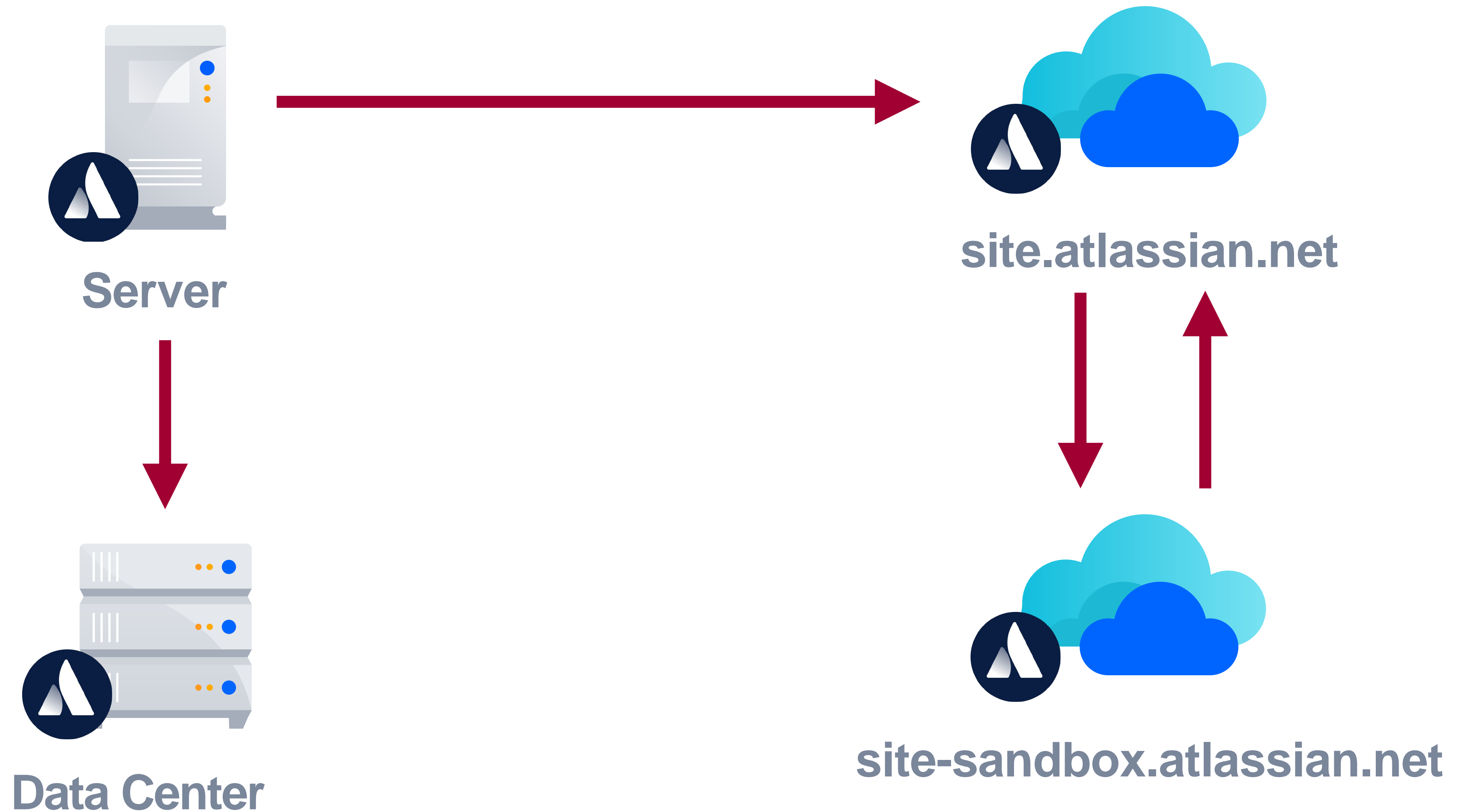
[test conditional alert](#)

	Old value	New value
Measures "Issues created" and Time "Aug 2018"		146



Cloud Platform

All deployments, any migrations supported



Cloud security



Cloud Fortified Program participant

Bug bounty programs

bugcrowd

hackerone



Started implementation
of SOC 2



Thank you!

community.eazybi.com
support@eazybi.com